


# LISTA DE APLICACIONES - BUYERS GUIDE

## RB0113

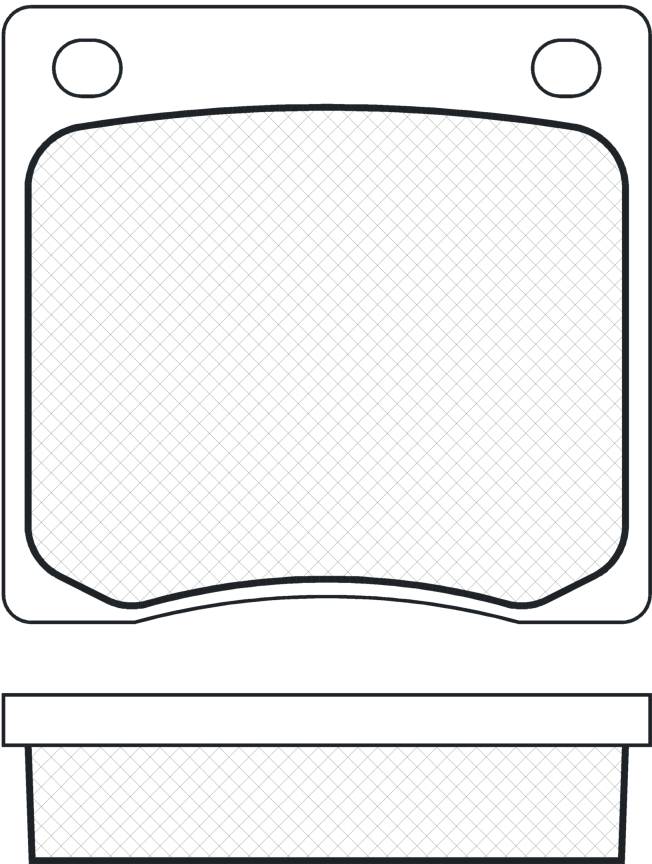


8 424073 116949


Qty: 300      Weight: 666

O.E.M.	MAKE
41060-A1285	NISSAN
41060-H1006	NISSAN
41060-H1025	NISSAN
41060-H1026	NISSAN
41060-M3225	NISSAN
41060-M3226	NISSAN
41060-M3228	NISSAN
41060-M3290	NISSAN
41060-M3726	NISSAN
41060-M4925	NISSAN
41060-N2025	NISSAN
41060-P9685	NISSAN
44060-H1026	NISSAN
45022-634-670	HONDA
45022-634-671	HONDA
45022-634-920	HONDA
45022-634-921	HONDA
45022-671-000	HONDA
7122 564	HONDA
DA060-M3290	NISSAN

## 4x



## RB0113



Lucas - Girling

57.9x55.1x14.7

**WVA**  
20128

**FMSI**  
D41-7059

Sin Filas



Trac.	CC	Kw	CV	
				 
				Front / Rear

HONDA								
<b>CIVIC (SB) 07.72-09.83</b>					<b>[CAMBIADO]:Fastback (Supermini car-B Segment)</b>			
1200 (SB1) (EB1)	Gasolina	FWD	1169	40	54	07.72-02.77	*	
<b>S800 (AS800) 01.66-05.70</b>					<b>Cabrio (Sports car-S Segment)</b>			
MK II	Gasolina	FWD				01.66-	*	
NISSAN								
<b>260Z / DATSUN 260 Z (S30) 05.74-12.79</b>					<b>Coupé (Sports car-S Segment)</b>			
1.6 260 Z	Gasolina	FWD	1595	49	66	05.74-	*	
<b>CHERRY I (E10) 09.70-09.78</b>					<b>Sedán (Compact car-C Segment)</b>			
1.0 (A10)	Gasolina	FWD	988	33	45	09.70-09.78	*	
<b>CHERRY III / 310 / PULSAR (N10) 08.78-12.82</b>					<b>Coupé (Compact car-C Segment)</b>			
1.0 (A10)	Gasolina	FWD	988	33	45	08.78-07.81	*	
1.2 (A12)	Gasolina	FWD	1171	38	52	08.78-07.81	*	
1.3 (E13)	Gasolina	FWD	1269	44	60	08.81-09.82	*	
1.4 (A14)	Gasolina	FWD	1397	46	63	08.80-02.81	*	
1.4 (A14S)	Gasolina	FWD	1397	59	80	08.80-07.81	*	
1.5 (E15)	Gasolina	FWD	1488	51	69	08.81-05.82	*	
<b>CHERRY III / 310 GX / PULSAR (N10) 08.78-06.84</b>					<b>[CAMBIADO]:Fastback (Sport compact car-C Segment)</b>			
1.0 (A10S)	Gasolina	FWD	988	32	44	08.78-07.81	*	
1.2 (A12)	Gasolina	FWD	1171	38	52	08.78-07.81	*	
1.3 (E13)	Gasolina	FWD	1269	44	60	08.81-09.82	*	
1.4 (A14)	Gasolina	FWD	1397	46	63	08.78-07.81	*	
1.4 i.e. (A14S)	Gasolina	FWD	1397	59	80	08.80-07.81	*	

# LISTA DE APLICACIONES - BUYERS GUIDE

1.5 (E15)	Gasolina	FWD	1488	51	69	08.81-12.82	*
<b>CHERRY III Traveller / PULSAR (VN10) 08.78-12.83</b>				<b>[CAMBIADO]:Break (Compact car-C Segment)</b>			
1.0 (A10)	Gasolina	FWD	988	33	45	08.78-07.81	*
1.0 (E10)	Gasolina	FWD	988	37	50	08.81-05.82	*
1.2 (A12)	Gasolina	FWD	1171	38	52	10.78-07.81	*
1.3 (E13)	Gasolina	FWD	1269	44	60	09.81-12.83	*
1.4 (A14S)	Gasolina	FWD	1397	59	80	08.80-07.81	*
1.5 (E15)	Gasolina	FWD	1488	51	69	08.81-03.82	*
<b>DATSUN 100A (WBLF10) 12.75-08.80</b>				<b>[CAMBIADO]:Break (Compact car-C Segment)</b>			
F-II 1.0 (WBLF10) (A10)	Gasolina	FWD	988	33	45	12.75-08.80	*
<b>DATSUN 100A (E10, BLF10) 12.74-08.80</b>				<b>[CAMBIADO]:Fastback (Compact car-C Segment)</b>			
1.0 (E10) (A10)	Gasolina	FWD	988	33	45	12.74-06.78	*
F-II 1.0 (BLF10) (A10)	Gasolina	FWD	988	33	45	12.75-08.80	*
<b>DATSUN 120 (B210) 04.62-08.80</b>				<b>Sedán (Compact car-C Segment)</b>			
A F-II 1.2 (LF10) (A12)	Gasolina	RWD	1171	38	52	12.75-07.80	*
Y 1.2 (B210) (A12)	Gasolina	RWD	1171	38	52	09.74-07.80	*
1.2 120	Gasolina	FWD	1195	38	52	04.62-	*
<b>DATSUN 120Y (KB210) 04.62-08.80</b>				<b>Coupé (Compact car-C Segment)</b>			
1.2 (KB210) (A12)	Gasolina	RWD	1171	38	52	04.62-07.80	*
A F-II 1.2 (KLF10) (A12)	Gasolina	RWD	1171	38	52	12.75-08.80	*
<b>SUNNY II-III-IV (140Y, 150Y) 01.70-02.82</b>				<b>Sedán (Supermini car-B Segment)</b>			
1.2 Custom, De Luxe	Gasolina	FWD	1195	48	65	01.70-	*
1.2 DX	Gasolina	FWD	1195	48	65	01.70-	*
1.2 DX	Gasolina	FWD	1195	48	65	01.70-	*