


LISTA DE APLICACIONES - BUYERS GUIDE


RB0110



8 424073 116925


Qty: 300 Weight: 785

O.E.M.	MAKE
04491-22010	TOYOTA
04491-22040	TOYOTA
04491-22050	TOYOTA
0820-33-625A	MAZDA
0820-33-625B	MAZDA
0820-49-230	MAZDA
0820-49-230B	MAZDA
0820-49-280	MAZDA
8-94115-499-0	ISUZU
8-94115-499-1	ISUZU
8-94204-311-0	ISUZU
8-94209-406-1	ISUZU
8-94210-600-2	ISUZU
8-94236-386-0	ISUZU
MB 003 902	MITSUBISHI
MB 003 967	MITSUBISHI
MB 003 969	MITSUBISHI
MB 003 995	MITSUBISHI



HASTA FIN DE EXISTENCIAS
UNTIL EXISTING STOCK RUNS OUT

RB0110





Lucas - Girling

63.37x67.7x14.4

WVA	FMSI
20251	D42-783 D143-783

Sin Filas



Trac.	CC	Kw	CV		
					Front / Rear

CHRYSLER							
GALANT II (GB) 11.72-01.75						Sedán (Compact car-C Segment)	
GB, GA	Gasolina	FWD				11.72-	*
DODGE							
COLT (U.S.A.) 09.70-12.74						Sedán (Compact car-C Segment)	
1.0	Gasolina	FWD	995			09.70-	*
HOLDEN							
GEMINI (TX, TC, TD) 01.75-12.79						Coupé (Compact car-C Segment)	
TD, TC, TX	Gasolina	FWD				01.75-	*
TF, T E, TD	Gasolina	FWD				01.75-	*
ISUZU							
GEMINI / I-MARK (PF_) 09.74-12.85						Sedán (Supermini car-B Segment)	
1.6 1600	Gasolina	FWD	1595			09.74-	*
1.8 1800	Gasolina	FWD	1795			09.74-	*
1.5 D (4EC1)	Diesel	FWD	1488	37	50	09.80-09.84	*
MAZDA							
1000 (FA3) 01.75-01.77						Sedán (Compact car-C Segment)	
1.0 (PC)	Gasolina	RWD	985	33	45	01.75-01.77	*
1300 (FA3) 02.71-01.77						Sedán (Compact car-C Segment)	
1.3 (TC)	Gasolina	RWD	1272	44	60	02.71-01.77	*
MITSUBISHI							

LISTA DE APLICACIONES - BUYERS GUIDE

GALANT 01.69-12.72				Sedán (Compact car-C Segment)			
1.6 1600	Gasolina	FWD	1595			01.69-	*
TOYOTA							
CORONA V (RT1_) 08.73-05.79				Sedán (Large family car-D Segment)			
2.0 Mark II	Gasolina	FWD	1968	65	88	12.75-10.77	*
2.0 Mark II (RX22) (18R)	Gasolina	RWD	1968	65	88	12.75-10.77	*