


LISTA DE APLICACIONES - BUYERS GUIDE

RB0085

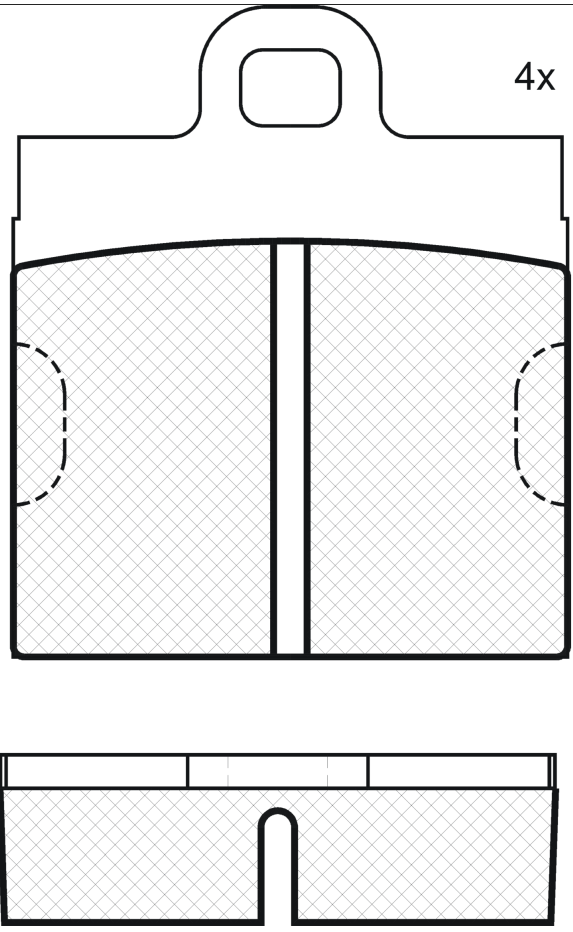


8 424073 116697


Qty: 300 Weight: 425

O.E.M.	MAKE
111 698 151 A	VW
111 698 151 C	VW

4x



RB0085



Ate - Teves

49.7x58.25x13.5

WVA
 20070
 20075

FMSI
 D40-770

Sin Filas



Trac.	CC	Kw	CV	
				 
				Front / Rear

ALFA ROMEO

ALFASUD Sprint (902_) 09.76-12.89

Coupé (Compact car-C Segment)

1.3 (902.A0) (AR 30184)	Gasolina	FWD	1286	55	76	09.76-07.79	*
1.3 (902A) (AR 30164)	Gasolina	FWD	1351	55	76	05.78-02.80	*
1.3 (902A) (AR 30168)	Gasolina	FWD	1351	63	85	07.79-12.89	*
1.5 (902.A1) (AR 30124)	Gasolina	FWD	1490	61	83	05.78-12.81	*
1.5 (902.A5) (AR 30128)	Gasolina	FWD	1490	70	95	07.79-01.87	*
1.5 (902A5C, 902A5B) (AR 30146)	Gasolina	FWD	1490	75	102	01.80-12.89	*
1.5 (902C) (AR 30146)	Gasolina	FWD	1490	77	105	03.82-12.88	*

VW

KAEFER / BEETLE / CAROCHA / COCCINELLE / FUSCA / KEVER (15) 07.49-03.81

Cabrio (Supermini car-B Segment)

1302 1.3 (AC)	Gasolina	RWD	1285	29	39	08.70-07.74	*
1500 1.5 (H)	Gasolina	RWD	1493	32	44	01.66-12.70	*
1302 1.6 (AF)	Gasolina	RWD	1584	34	46	08.70-07.74	*
1500 1.6 (B)	Gasolina	RWD	1584	35	48	07.69-07.70	*

KAEFER / BEETLE / CAROCHA / COCCINELLE / FUSCA / KEVER / SUPER BEETLE 12.47-08.03

Sedán (Supermini car-B Segment)

1200 1.2 (11) (D)	Gasolina	RWD	1192	25	34	01.60-12.85	*
1302 1.3 (AC)	Gasolina	RWD	1285	29	39	08.70-07.75	*
1300 1.3 (11) (AB)	Gasolina	RWD	1285	32	44	01.70-01.73	*
1302 1.3 (11) (AB)	Gasolina	RWD	1285	32	44	08.70-08.72	*
1500 1.5 (11) (H)	Gasolina	RWD	1493	32	44	08.66-11.73	*
1302 1.6 (AE)	Gasolina	RWD	1584	35	48	07.71-07.74	*
1302 1.6 (AH)	Gasolina	RWD	1584	35	48	07.71-07.74	*
1302 1.6 (AK)	Gasolina	RWD	1584	35	48	07.71-07.74	*

LISTA DE APLICACIONES - BUYERS GUIDE

1302 1.6 (11) (AD)	Gasolina	RWD	1584	37	50	01.70-01.73	*
1500 1.6 (AD)	Gasolina	RWD	1584	37	50	07.70-01.73	*