


LISTA DE APLICACIONES - BUYERS GUIDE

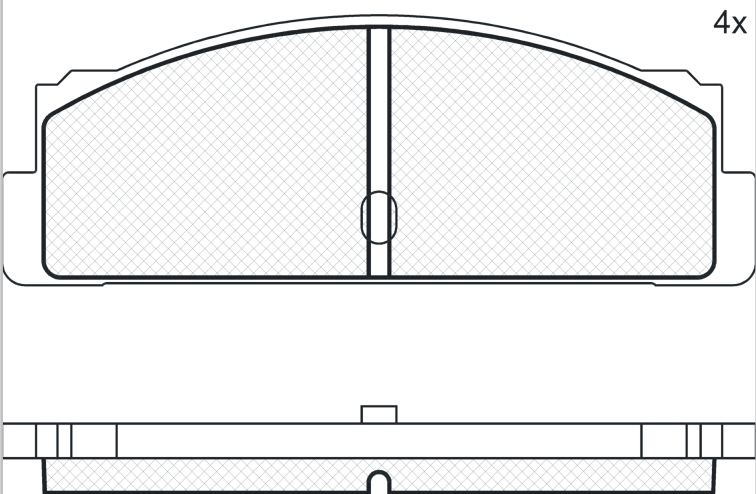
RB0067



8 424073 116505


Qty: 944 Weight: 720

O.E.M.	MAKE
030 636	FSO
039 540	FSO
168 441 00	TALBOT
168 442 00	TALBOT
355 37 F	TALBOT
4 173 122	FIAT
4 204 052	FIAT
4 236 416	FIAT
4 290 630	FIAT
4 332 893	FIAT
4 333 335	FIAT
4 349 780	SEAT
4 379 298	FIAT
4 434 823	FIAT
4250.01	TALBOT
5 888 152	FIAT
5 888 155	FIAT
5 892 945	FIAT
5 951 868	FIAT
6 557 918 73	FIAT
655 792 876	FSO
655791873	POLSKI
790 474	LANCIA
790 475	SEAT
9 433 333 5	AUTOBIANCHI



4x

RB0067



Bendix

109x39.1x10

WVA
20074
Sin Filas

FMSI
D71-7001



Trac.	CC	Kw	CV	
				 
				Front / Rear

AUTOBIANCHI								
A 111 08.69-11.72					Sedán (Compact car-C Segment)			
1.4 (124 BLC.000)	Gasolina	FWD	1438	51	70	08.69-11.72	*	
PRIMULA 01.64-12.70					Coupé (Supermini car-B Segment)			
1.2	Gasolina	FWD	1221	48	65	01.64-12.67	*	
1.4	Gasolina	FWD	1438	55	75	01.68-12.70		
PRIMULA Berlina 01.64-12.70					Sedán (Supermini car-B Segment)			
1.2	Gasolina	FWD	1197	48	65	01.68-12.70	*	
1.2	Gasolina	FWD	1221	43	59	01.64-12.67		
FIAT								
124 (124_) 06.67-02.76					Coupé (Large family car-D Segment)			
1400 Sport (124 AC.000)	Gasolina	RWD	1438	66	90	06.67-10.72	*	
1600 Sport (132 AC.000)	Gasolina	RWD	1592	76	104	08.72-12.75		
1600 Sport (132 AC.000)	Gasolina	RWD	1592	80	108	08.72-02.76	*	
1600 (BC 1) (125 B.000)	Gasolina	RWD	1608	74	100	11.71-10.73		
1800 Sport	Gasolina	RWD	1756	82	112	01.73-02.76	*	
1800 Sport (CC1)	Gasolina	RWD	1756	87	118	01.73-02.76		
124 (124_) 07.66-07.75					Sedán (Large family car-D Segment)			
1200 (TA) (124 A.000)	Gasolina	RWD	1197	44	60	07.66-10.73	*	
1200 (124A) (124 A.000)	Gasolina	RWD	1197	48	65	09.67-07.75		
1400 Special (124 B2.000)	Gasolina	RWD	1438	51	70	12.68-12.72	*	
1400 Special (124A) (124 B2.000)	Gasolina	RWD	1438	55	75	01.71-07.75		
1500 Special T (124 AC.000)	Gasolina	RWD	1438	59	80	01.71-07.75	*	

LISTA DE APLICACIONES - BUYERS GUIDE

1600 Special T (124A) (124 A9.000)	Gasolina	RWD	1592	70	95	01.73-07.75	*
1600 Special T (124A) (132 AC.000)	Gasolina	RWD	1592	70	95	01.73-07.75	*
124 Familiare (124_) 04.67-03.75				[CAMBIADO]:Break (Large family car-D Segment)			
1200 (124 A.000)	Gasolina	RWD	1197	44	60	04.67-05.73	*
1200 (124 A.000)	Gasolina	RWD	1197	48	65	05.73-03.75	*
1.4 (124 B.000)	Gasolina	RWD	1438	51	69	09.67-05.71	*
124 Spider (124_) 01.66-11.85				Cabrío (Large family car-D Segment)			
1500 Sport (BS) (124 AC.000)	Gasolina	RWD	1438	66	90	01.66-12.72	*
1600 Sport (BS1) (125 B.000)	Gasolina	RWD	1608	74	100	11.69-08.73	*
1600 Sport (CS) (125 B.000)	Gasolina	RWD	1608	76	104	01.69-12.74	*
1600 Sport (BS1) (125 B.000)	Gasolina	RWD	1608	81	110	01.69-12.74	*
1600 Sport (BS) (125 B.000)	Gasolina	RWD	1608	82	112	11.69-08.73	*
1800 Sport (CS1)	Gasolina	RWD	1739	82	112	01.73-07.75	*
1800 Sport (CS1) (132 AC1.000)	Gasolina	RWD	1756	87	118	01.72-12.77	*
1800 Rally Abarth (CSA) (132 AC1.000)	Gasolina	RWD	1756	94	128	09.72-07.75	*
2000 (132 C3.031)	Gasolina	RWD	1995	77	105	04.72-11.85	*
125 (125_) 07.67-03.74				Sedán (Large family car-D Segment)			
1.3	Gasolina	FWD	1295	48	65	07.67-	*
1.5	Gasolina	FWD	1495	54	74	07.67-	*
1.6 (TA) (125 A.000)	Gasolina	RWD	1608	66	90	07.67-03.74	*
1.6 (TA) (125 B.000)	Gasolina	RWD	1608	74	100	10.68-10.73	*
131 (131_) 10.74-03.87				Sedán (Compact car-C Segment)			
2.0 Super (131 C4.000)	Gasolina	RWD	1995	83	113	01.81-12.84	*
2.0 Racing (131 B2.000)	Gasolina	RWD	1995	85	115	06.78-12.81	*
2.0 Abarth Rally (131 B2.000)	Gasolina	RWD	1995	103	140	01.76-07.80	*
131 Familiare/Panorama (131_) 03.75-12.84				[CAMBIADO]:Break (Compact car-C Segment)			
2.0 Super (131 C4.000)	Gasolina	RWD	1995	83	113	01.81-12.84	*
132 (132_) 04.72-12.82				Sedán (Large family car-D Segment)			
1.6 (132 C.000)	Gasolina	RWD	1585	65	88	05.77-09.82	*
1.6 (132 C6.000)	Gasolina	RWD	1585	66	90	03.77-12.81	*
1.6 (132 BB OA O)	Gasolina	RWD	1592	72	98	04.72-01.76	*
ARGENTA (132_) 05.77-03.87				Sedán (Large family car-D Segment)			
2000 i.e. (132 C3.000)	Gasolina	RWD	1995	90	122	06.81-07.86	*
2500 Turbodiesel (8144.61.500.81)	Diesel	RWD	2445	66	90	07.83-08.85	*
X-1/9 (128_) 11.72-12.89				Targa (Sports car-S Segment)			
1.3 (128 AS.000)	Gasolina	RWD	1290	54	73	10.75-06.78	*
1.3 (128 AS.000)	Gasolina	RWD	1290	55	75	05.73-12.79	*
1.5 (128AS1_) (138 A4.000)	Gasolina	RWD	1498	63	85	11.78-12.89	*
1.5 (128AS1_) (138 AS.000)	Gasolina	RWD	1498	63	85	11.78-12.89	*
1.5 (138 BS.031)	Gasolina	RWD	1499	56	76	06.85-12.89	*
FSO							
125P 10.67-08.92				[CAMBIADO]:Break (Large family car-D Segment)			
1.3 (116 C 076)	Gasolina	RWD	1295	47	64	10.67-08.92	*
1.5 (115 C 076)	Gasolina	RWD	1481	55	75	10.67-08.92	*
125P 10.67-08.92				Sedán (Large family car-D Segment)			
1.3 1300 (116 C 076)	Gasolina	RWD	1295	47	64	10.67-08.92	*
1.5 1500 (115 C 076)	Gasolina	RWD	1481	55	75	10.67-08.92	*

LISTA DE APLICACIONES - BUYERS GUIDE

132P 01.74-09.78					Sedán (Large family car-D Segment)			
1.6 (132 AB.0A.0)	Gasolina	RWD	1592	72	98	01.74-09.78	*	
1.8 (132 A1.000)	Gasolina	RWD	1756	79	107	07.75-09.78	*	
PICK-UP 01.92-					Pick-up (Supermini car-B Segment)			
1.5	Gasolina	FWD	1495	60	81	01.92-	*	
1.9 D	Diesel	RWD	1895	51	69	01.92-	*	
POLONEZ 10.77-12.91					[CAMBIADO]:Fastback (Compact car-C Segment)			
1.5 (AA)	Gasolina	RWD	1481	55	75	10.77-08.88	*	
1.5 (115 C.074)	Gasolina	RWD	1481	60	82	01.78-08.88	*	
1.5 Turbo (115 C 082)	Gasolina	RWD	1481	70	95	01.78-12.91	*	
1.6 (CB)	Gasolina	RWD	1598	64	87	08.86-08.88	*	
POLONEZ II / PRIMA 08.88-08.92					[CAMBIADO]:Fastback (Compact car-C Segment)			
1.5 (AA)	Gasolina	RWD	1481	55	75	08.88-08.92	*	
1.5 i (115 C.074)	Gasolina	RWD	1481	55	75	08.88-08.92	*	
1.6 (CB)	Gasolina	RWD	1598	64	87	08.88-08.92	*	
1.9 D (XUD 9A)	Diesel	RWD	1905	51	69	08.88-08.92	*	
POLONEZ III / ATOU 04.94-09.98					Pick-up (Compact car-C Segment)			
1.9 D (XUD 9A)	Diesel	RWD	1905	51	69	04.94-09.98	*	
POLONEZ III / ATOU 09.92-03.02					Sedán (Compact car-C Segment)			
1.6 i (147CK46)	Gasolina	RWD	1598	57	78	09.92-03.02	*	
POLONEZ III / CARO 09.92-01.05					[CAMBIADO]:Fastback (Compact car-C Segment)			
1.4 i 16V (ROVER K16 DOHC)	Gasolina	RWD	1398	76	103	09.92-03.02	*	
1.5	Gasolina	FWD	1495	60	81	09.92-	*	
1.5	Gasolina	FWD	1495	60	81	09.92-	*	
1.6 i (147CK46)	Gasolina	RWD	1598	57	78	09.92-03.02	*	
1.8	Gasolina	FWD	1796	81	110	02.03-01.05	*	
1.9 D (XUD 9A)	Diesel	RWD	1905	51	69	09.92-03.02	*	
SOTTO 01.94-					[CAMBIADO]:Fastback (Compact car-C Segment)			
1.6	Gasolina	FWD	1595	60	81	01.94-	*	
1.9 D	Diesel	RWD	1895	51	69	01.94-	*	
LANCIA								
BETA (U.S.A.) 09.75-12.81					Coupé (Executive car-E Segment)			
2.0	Gasolina	FWD			84	09.78-12.79	*	
2.0	Gasolina	FWD		62	84	09.80-12.81	*	
BETA MONTE CARLO / SCORPION (137_) 09.75-10.83					Targa (Executive car-E Segment)			
2.0 (137AS_) (134 AS.000)	Gasolina	RWD	1995	88	120	09.75-05.81	*	
PININFARINA								
SPIDEREUROPA (P124DS) 03.82-11.85					Cabrio (Large family car-D Segment)			
2000 (132 C3.031)	Gasolina	RWD	1995	76	103	11.84-11.85	*	
2000 (132 C3.031)	Gasolina	RWD	1995	77	105	03.82-09.85	*	
2000 Volumex (232R14)	Gasolina	RWD	1995	99	135	06.83-11.85	*	
POLSKI								
125P 01.80-					Sedán (Large family car-D Segment)			
1.3	Gasolina	FWD	1295			01.80-	*	
1.5	Gasolina	FWD	1495			01.80-	*	

LISTA DE APLICACIONES - BUYERS GUIDE

132P 01.73-					Sedán (Large family car-D Segment)			
1.6		Gasolina	FWD	1595			01.73-	*
1.8		Gasolina	FWD	1795			01.73-	*
SEAT								
124 (124A) 01.70-12.76					[CAMBIADO]:Break (Large family car-D Segment)			
D1200 (124 A.000)		Gasolina	RWD	1197	44	60	01.70-12.74	*
LS1200 (124 A.000)		Gasolina	RWD	1197	48	65	01.70-12.76	*
124 01.68-10.80					Sedán (Large family car-D Segment)			
D1200 (124 A.000)		Gasolina	RWD	1197	44	60	01.68-12.76	*
LS1200 (FA12)		Gasolina	RWD	1197	48	65	01.68-10.80	*
1430 (FA14)		Gasolina	RWD	1438	55	75	01.70-12.76	*
1.6 (FC16)		Gasolina	RWD	1585	70	95	09.76-10.80	*
1430 Especial (124 A9.000)		Gasolina	RWD	1592	70	95	01.70-12.76	*
1.6 (FA16)		Gasolina	RWD	1608	72	98	09.75-08.76	*
1.8 (FA18)		Gasolina	RWD	1756	87	118	09.75-10.80	*
2.0 (FA19)		Gasolina	RWD	1995	85	116	04.79-10.80	*
TALBOT								
SIMCA 1000 10.61-12.78					Sedán (Compact car-C Segment)			
1.3 Rallye 2 (1G4)		Gasolina	RWD	1294	60	82	09.72-09.76	*
1.3 Rallye 2 (1G4)		Gasolina	RWD	1294	63	86	10.76-09.77	*
1.3 Rallye 3 (1G4)		Gasolina	RWD	1294	76	103	01.78-12.78	*