


# LISTA DE APLICACIONES - BUYERS GUIDE

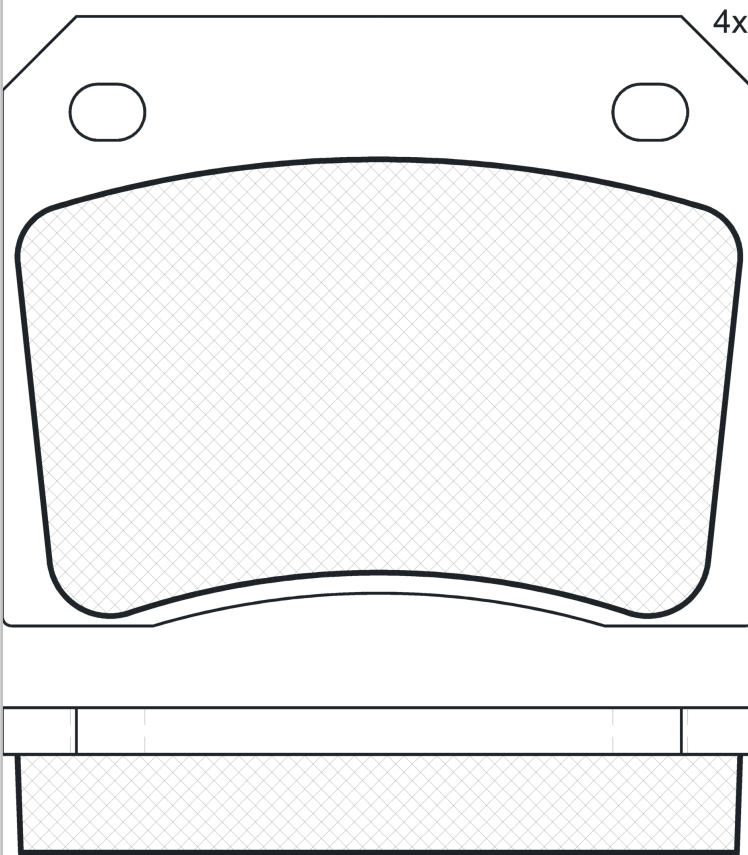
## RB0036




8 424073 116222

Qty: 944      Weight: 1.090

O.E.M.	MAKE
4245.15	PEUGEOT
4245.33	PEUGEOT
4245.35	PEUGEOT
C 39137	JAGUAR
C39137	DAIMLER
CAC 5060	JAGUAR
CAC 5061	JAGUAR
GBP141	TVR
GBP209	JAGUAR
GBP90141	JENSEN
GBP90209	JAGUAR
JLM 1157	JAGUAR
JLM 1159	JAGUAR
JLM 1513	JAGUAR
JLM 9516	JAGUAR
JLM 9727	JAGUAR
JLM 9728	ASTON MARTIN



## RB0036



Lucas - Girling

80.8x65.35x15.2

**WVA**  
20007  
20370

**FMSI**  
D9-721

Sin Filas



Trac.	CC	Kw	CV	
				 
				Front / Rear

## ABARTH

1600 01.61-12.66					Coupé (Sports car-S Segment)			
1.6		Gasolina	FWD	1595			01.61-	*
2400 01.61-12.64					Sedán (Large family car-D Segment)			
2.4		Gasolina	FWD	2395			01.61-	*
BERLINER CORSA 01.66-12.70					Coupé (Sports car-S Segment)			
All models		Gasolina	FWD				01.66-	*
CORSA 01.66-12.70					Coupé (Sports car-S Segment)			
0.85 850 TC		Gasolina	FWD	850			01.66-	*
COUPE 01.62-12.66					Coupé (Sports car-S Segment)			
1.6 1600		Gasolina	FWD	1595			01.62-	*
TRC1000 01.66-12.70					Coupé (Sports car-S Segment)			
1.0		Gasolina	FWD	995			01.66-	*

## AC

428 / FRUA 01.65-12.74					Cabrío (Sports car-S Segment)			
7.0 (PC)		Gasolina	RWD	7001	257	349	01.65-12.74	*
428 / FRUA 01.67-12.74					Coupé (Sports car-S Segment)			
7.0 (PA)		Gasolina	RWD	7001	257	349	01.67-12.74	*
COBRA Mk III 01.63-12.90					Cabrío (Sports car-S Segment)			
From Chassis CSX 2126-2164		Gasolina	FWD				01.63-	*
From Chassis CSX 2165		Gasolina	FWD				01.63-	*
To Chassis CSX 2125		Gasolina	FWD				01.63-	*

# LISTA DE APLICACIONES - BUYERS GUIDE

ME 01.79-12.86					Coupé (Sports car-S Segment)			
3000 (RA) (LO6)	Gasolina	RWD	2994	103	140	01.79-12.86	*	
ASTON MARTIN								
DB6 Vantage 10.64-12.70					Coupé (Sports car-S Segment)			
4.0 (AJ6)	Gasolina	RWD	3995	210	286	10.64-12.70	*	
4.0 (AJ6)	Gasolina	RWD	3995	243	330	10.64-12.70	*	
DB6 Volante 10.64-12.70					Cabrío (Sports car-S Segment)			
4.0 (AJ6)	Gasolina	RWD	3995	210	286	10.64-12.70	*	
DBS Vantage 01.66-12.72					Coupé (Sports car-S Segment)			
4.0 (AJ6)	Gasolina	RWD	3995	210	286	01.66-12.72	*	
4.0 GT	Gasolina	FWD	3995	210	286	01.66-	*	
5.3	Gasolina	FWD	5295			01.66-	*	
LAGONDA 01.76-12.97					Sedán (Luxury car-F Segment)			
5.3 (40HCA)	Gasolina	RWD	5340	228	310	01.88-08.95	*	
5.3 (40HES)	Gasolina	RWD	5340	228	310	01.88-08.95	*	
5.3 (40HCA)	Gasolina	RWD	5340	250	340	01.76-12.97	*	
5.3 (40HEL)	Gasolina	RWD	5340	250	340	01.76-12.97	*	
5.3 (40HE)	Gasolina	RWD	5340	262	356	11.85-12.87	*	
LAGONDA I Shooting Brake 01.76-12.97					[CAMBIADO]:Break (Luxury car-F Segment)			
5.3 (40HCA)	Gasolina	RWD	5340	228	310	01.76-12.97	*	
5.3 (40HES)	Gasolina	RWD	5340	228	310	01.76-12.97	*	
V8 01.69-02.93					Coupé (Grand Tourer-S Segment)			
4.0	Gasolina	FWD	3995			01.69-	*	
5.3 2+2 (40HA)	Gasolina	RWD	5340	225	306	06.69-02.77	*	
5.3 (40HCA)	Gasolina	RWD	5340	250	340	01.69-12.89	*	
5.3 S+S (40HES)	Gasolina	RWD	5340	260	354	01.88-02.93	*	
5.3 (40HC)	Gasolina	RWD	5340	276	375	11.79-12.89	*	
5.3 (40HCD)	Gasolina	RWD	5340	276	375	11.79-12.89	*	
5.3 (40HE)	Gasolina	RWD	5340	376	511	01.69-12.89	*	
V8 Volante 01.78-12.89					Cabrío (Grand Tourer-S Segment)			
5.3 32V	Gasolina	FWD	5295	376	511	01.78-	*	
5.3 (40HCA)	Gasolina	RWD	5341	250	340	01.78-12.89	*	
5.3 (40HCD)	Gasolina	RWD	5341	276	375	01.78-12.89	*	
VIRAGE II 01.94-12.95					Sedán (Sports car-S Segment)			
5.3 (40HTE)	Gasolina	RWD	5341	246	335	01.94-12.95	*	
6.3 (63TK4)	Gasolina	RWD	6347	246	335	01.95-12.95	*	
VIRAGE II Shooting Brake 01.93-12.95					[CAMBIADO]:Break (Sports car-S Segment)			
5.3 (40HTE)	Gasolina	RWD	5341	246	335	01.93-12.95	*	
6.3 (63TK4)	Gasolina	RWD	6347	373	507	01.94-12.95	*	
VIRAGE II Vantage 10.92-12.00					Coupé (Sports car-S Segment)			
5.3 (40HG4)	Gasolina	RWD	5341	410	558	10.92-12.00	*	
5.3 (40HTE)	Gasolina	RWD	5341	410	558	10.92-12.00	*	
VIRAGE II Limited Edition Vantage 01.95-12.95					Coupé (Sports car-S Segment)			
5.3 (40HTE)	Gasolina	RWD	5341	246	335	01.95-12.95	*	
VIRAGE Vantage 04.87-12.92					Coupé (Sports car-S Segment)			
5.3 32V	Gasolina	FWD	5295	247	336	04.87-	*	

# LISTA DE APLICACIONES - BUYERS GUIDE

5.3 32V		Gasolina	FWD	5295	247	336	04.87-	*
5.3 (40HTA)		Gasolina	RWD	5341	246	336	01.88-12.92	*
5.3 (40HTE)		Gasolina	RWD	5341	246	336	01.88-12.92	*
5.3 FH (40HTA)		Gasolina	RWD	5341	250	340	04.87-04.89	*
<b>VIRAGE Volante 09.90-12.00</b>					<b>Cabrio (Sports car-S Segment)</b>			
5.3 32V		Gasolina	FWD	5295	247	336	09.90-	*
5.3 32V		Gasolina	FWD	5295	247	336	09.90-	*
5.3 (40HTE)		Gasolina	RWD	5341	246	336	09.90-12.95	*
6.3 (63TK4)		Gasolina	RWD	6347	373	507	09.90-12.95	*
<b>ZAGATO 01.86-12.89</b>					<b>Coupé (Grand Tourer-S Segment)</b>			
5.3 32V		Gasolina	FWD	5295	322	438	01.86-	*
5.3 (40HCD)		Gasolina	RWD	5341	322	438	01.86-12.89	*
<b>ZAGATO Volante 01.86-12.89</b>					<b>Cabrio (Grand Tourer-S Segment)</b>			
5.3 (40HCA)		Gasolina	RWD	5341	228	309	01.86-12.89	*
<b>BRISTOL</b>								
<b>400-600 01.64-</b>					<b>Sedán (Sports car-S Segment)</b>			
409		Gasolina	FWD				01.64-	*
410		Gasolina	FWD				01.64-	*
5.2 603 E, S		Gasolina	FWD	5195			01.64-	*
5.9 412 Beaufighter Saloon		Gasolina	FWD	5895			01.64-	*
5.9 603 S2		Gasolina	FWD	5895			01.64-	*
<b>411 01.69-</b>					<b>Sedán (Sports car-S Segment)</b>			
Series I, Series II, Series III 6.3 (RB-383)		Gasolina	RWD	6277	250	340	01.69-06.73	*
<b>DAIMLER</b>								
<b>2.8 - 5.3 10.69-02.93</b>					<b>Sedán (Luxury car-F Segment)</b>			
Sovereign 2.8		Gasolina	RWD	2791	110	149	10.69-05.75	*
Sovereign 3.4 (XK)		Gasolina	RWD	3442	120	163	05.75-12.78	*
3.6		Gasolina	RWD	3590	156	212	10.86-09.89	*
Sovereign 4.2 (XK 4.2 (-79))		Gasolina	RWD	4235	124	169	06.76-03.79	*
Sovereign 4.2		Gasolina	RWD	4235	127	173	09.73-03.79	*
Sovereign 4.2		Gasolina	RWD	4235	137	186	10.69-09.73	*
Sovereign 4.2 (XK 4.2 (82-87))		Gasolina	RWD	4235	151	205	03.79-10.86	*
Double Six / Vanden 5.3		Gasolina	RWD	5344	186	253	09.73-05.75	*
Double Six 5.3 (7P)		Gasolina	RWD	5344	194	264	10.86-02.93	*
Double Six 5.3 (V 12 (90-93))		Gasolina	RWD	5344	197	268	07.81-02.93	*
Double Six / Vanden 5.3		Gasolina	RWD	5344	198	269	07.72-09.73	*
Double Six 5.3 (V 12 (75-79))		Gasolina	RWD	5344	211	287	05.75-07.81	*
Double Six H.E. 5.3 (V 12 (82-90))		Gasolina	RWD	5344	217	295	07.81-10.86	*
<b>COUPE 09.73-12.77</b>					<b>Coupé (Luxury car-F Segment)</b>			
Sovereign 4.2		Gasolina	RWD	4235	127	172	09.73-12.77	*
Double Six 5.3		Gasolina	RWD	5343	213	289	05.75-12.77	*
<b>DAIMLER (XJ4_) 10.89-09.94</b>					<b>Sedán (Luxury car-F Segment)</b>			
4.0 (9EPCNA)		Gasolina	RWD	3980	163	222	10.89-09.94	*
4.0 Super (9EPCNA)		Gasolina	RWD	3980	183	249	09.92-09.94	*
<b>DAIMLER II (X30_) 10.94-06.03</b>					<b>Sedán (Luxury car-F Segment)</b>			
Six 4.0 (9JPFRB)		Gasolina	RWD	3980	177	241	10.94-06.03	*

# LISTA DE APLICACIONES - BUYERS GUIDE

<b>LANDAULETTE 03.74-12.91</b>					<b>Cabrío (Luxury car-F Segment)</b>			
4.2		Gasolina	RWD	4235	123	167	03.74-12.91	*
4.2		Gasolina	RWD	4235	131	178	01.88-12.91	*
<b>LIMOUSINE 06.68-12.91</b>					<b>Sedán (Luxury car-F Segment)</b>			
4.2 (XK 4.2 ( -79))		Gasolina	RWD	4235	123	167	06.68-12.91	*
4.2 (XK 4.2 ( -79))		Gasolina	RWD	4235	131	178	01.88-12.91	*
<b>XJ 40, 81 10.86-09.94</b>					<b>Sedán (Luxury car-F Segment)</b>			
Sovereign 3.6		Gasolina	RWD	3590	136	185	10.86-09.89	*
Sovereign 3.6 (9DPANA)		Gasolina	RWD	3590	145	197	10.86-07.89	*
3.6 Sovereign		Gasolina	FWD	3595	165	224	10.86-	*
Sovereign 4.0 (9EPCNA)		Gasolina	RWD	3980	163	222	09.89-09.94	*
<b>FERRARI</b>								
<b>200 01.71-</b>					<b>Coupé (Sports car-S Segment)</b>			
2.0 GT		Gasolina	FWD	1995	162	220	01.71-	*
<b>275 01.59-</b>					<b>Coupé (Sports car-S Segment)</b>			
2.75 GT Berlinetta, Spyder HAND BRAKE		Gasolina	FWD	2695	176	240	01.59-	*
<b>330 GT 2+2 09.63-12.68</b>					<b>Sedán (Sports car-S Segment)</b>			
GTC, GTS		Gasolina	FWD				09.63-	*
<b>365 GT 2+2 06.67-04.71</b>					<b>Coupé (Sports car-S Segment)</b>			
4.4 (245 C)		Gasolina	RWD	4390	235	320	06.67-04.71	*
<b>365 GTB/4 DAYTONA 02.69-12.74</b>					<b>Coupé (Sports car-S Segment)</b>			
4.4 (251)		Gasolina	RWD	4390	259	352	02.69-12.74	*
<b>DINO GT (206/246) 09.66-10.73</b>					<b>Coupé (Sports car-S Segment)</b>			
206 GT		Gasolina	RWD	1987	132	180	02.69-10.69	*
<b>FIAT</b>								
<b>135 DINO (135_) 10.72-03.74</b>					<b>Coupé (Sports car-S Segment)</b>			
2.4 (BC)		Gasolina	RWD	2402	132	180	10.72-03.74	*
<b>135 DINO Spider (135_) 10.67-01.72</b>					<b>Cabrío (Sports car-S Segment)</b>			
2.0		Gasolina	RWD	1972	118	160	10.67-01.72	*
<b>DINO (135) 01.67-12.72</b>					<b>Coupé (Sports car-S Segment)</b>			
2.0		Gasolina	RWD	1987	118	160	01.67-12.68	*
2.4		Gasolina	RWD	2419	132	180	01.69-12.72	*
<b>DINO Spider (135) 01.66-12.72</b>					<b>Cabrío (Sports car-S Segment)</b>			
2.0		Gasolina	RWD	1987	118	160	07.66-12.68	*
2.4		Gasolina	RWD	2419	132	180	01.69-12.72	*
<b>JAGUAR</b>								
<b>E-TYPE 04.61-04.75</b>					<b>Cabrío (Sports car-S Segment)</b>			
3.8 (Series1)		Gasolina	RWD	3781	195	265	04.61-07.64	*
4.2 (Series3) (8L (85-87))		Gasolina	RWD	4235	127	173	03.71-04.75	*
4.2 (Series 1) (XK 4.2 (82-87))		Gasolina	RWD	4235	195	265	05.64-09.68	*
4.2 (Series2) (XK 4.2 (82-87))		Gasolina	RWD	4235	198	269	07.68-05.71	*
V12 5.3 (Series3)		Gasolina	RWD	5343	203	276	03.71-04.75	*
<b>E-TYPE 04.61-04.75</b>					<b>Coupé (Sports car-S Segment)</b>			
3.8 (Series1)		Gasolina	RWD	3781	195	265	04.61-07.64	*
4.2 (Series3)		Gasolina	RWD	4235	127	173	03.71-04.75	*
4.2 (Series 1) (XK 4.2 (82-87))		Gasolina	RWD	4235	195	265	05.64-09.70	*

# LISTA DE APLICACIONES - BUYERS GUIDE

4.2 (Series2) (XK 4.2 (82-87))	Gasolina	RWD	4235	198	269	07.68-05.71	*
<b>E-TYPE 2+2 / XKE 01.65-04.75</b>				<b>Coupé (Sports car-S Segment)</b>			
4.2 (Series2)	Gasolina	RWD	4235	127	173	05.68-05.71	*
4.2 (Series3)	Gasolina	RWD	4235	127	173	03.71-04.75	*
4.2 (Series 1)	Gasolina	RWD	4235	195	265	06.66-09.68	*
V12 5.3 (Series3)	Gasolina	RWD	5343	203	276	03.71-04.75	*
<b>Mk X 09.61-10.70</b>				<b>Sedán (Executive car-E Segment)</b>			
3.8	Gasolina	FWD	3795			09.61-	*
<b>MR II 01.65-</b>				<b>Sedán (Executive car-E Segment)</b>			
2.5	Gasolina	FWD	2495			01.65-	*
<b>VANDEN PLAS 01.76-</b>				<b>Sedán (Compact car-C Segment)</b>			
4.2	Gasolina	FWD	4195	124	169	01.76-	*
5.3 i HE	Gasolina	FWD	5295	194	264	01.76-	*
<b>XJ 09.73-03.96</b>				<b>Coupé (Grand Tourer-S Segment)</b>			
3.6 (9DPANA)	Gasolina	RWD	3590	136	185	01.88-05.92	*
3.6 (9DPALA)	Gasolina	RWD	3590	146	199	01.88-05.91	*
3.6 (9DPANA)	Gasolina	RWD	3590	146	199	01.88-05.91	*
3.6 (AJ 6 (3.6, 156KW))	Gasolina	RWD	3590	156	212	10.83-12.89	*
3.6 24V	Gasolina	FWD	3590	156	212	10.83-09.87	*
3.6 (AJ 6 (3.6, 162KW))	Gasolina	RWD	3590	162	220	10.83-12.88	*
3.6 (AJ 6 (3.6, 162KW))	Gasolina	RWD	3590	168	228	10.83-12.89	*
4.0 (9EPCNA)	Gasolina	RWD	3980	175	238	10.86-12.89	*
5.3 H.E. (8S (86-88))	Gasolina	RWD	5343	194	264	09.85-09.92	*
5.3 (V 12 (90-93, 197KW))	Gasolina	RWD	5343	197	268	01.86-12.89	*
5.3 (8C (88-92))	Gasolina	RWD	5343	202	275	01.88-06.91	*
5.3 (V 12 (90-93, 211KW))	Gasolina	RWD	5343	211	287	09.73-05.92	*
5.3	Gasolina	RWD	5343	213	289	09.75-07.81	*
5.3 H.E. (V 12 (82-90))	Gasolina	RWD	5343	217	295	07.81-12.87	*
6.0 (8C (92-94))	Gasolina	RWD	5993	238	324	09.89-12.93	*
<b>XJ 07.68-02.93</b>				<b>Sedán (Luxury car-F Segment)</b>			
6 2.8	Gasolina	RWD	2791	110	149	09.68-10.75	*
2.8	Gasolina	RWD	2791	132	179	10.68-10.73	*
6 3.4 (XK 3.4 (82-86))	Gasolina	RWD	3442	119	162	05.75-10.86	*
3.6 (9DPANA)	Gasolina	RWD	3590	136	185	10.86-08.89	*
6 3.6 (9DPANA)	Gasolina	RWD	3590	145	197	10.86-08.89	*
6 3.6 (9DPANA)	Gasolina	RWD	3590	156	212	10.86-08.89	*
6 3.6 (AJ 6 (3.6, 156KW))	Gasolina	RWD	3590	156	212	10.86-08.89	*
4.0 V6	Gasolina	FWD	3995	163	222	07.68-	*
6 4.2 (XK 4.2 ( -79))	Gasolina	RWD	4235	124	169	11.73-01.80	*
6 4.2 (8L (85-87))	Gasolina	RWD	4235	127	173	01.75-12.79	*
6 4.2 (8L (85-87))	Gasolina	RWD	4235	130	177	09.85-12.86	*
6 4.2 (8L (85-87))	Gasolina	RWD	4235	133	181	09.85-12.86	*
6 4.2 (XK 4.2 ( -79))	Gasolina	RWD	4235	137	186	10.69-05.75	*
6 4.2 (XK 4.2 (82-87))	Gasolina	RWD	4235	151	205	09.79-12.87	*
12 5.3 (7P)	Gasolina	RWD	5343	186	253	09.73-12.76	*
12 5.3 (7P)	Gasolina	RWD	5343	187	254	08.86-09.89	*
Sovereign V12 (7P)	Gasolina	RWD	5343	194	264	10.86-12.92	*
Sovereign V12 (7P)	Gasolina	RWD	5343	197	268	07.85-12.92	*
Sovereign V12 (V 12 (90-93, 197KW))	Gasolina	RWD	5343	197	268	07.85-12.92	*

# LISTA DE APLICACIONES - BUYERS GUIDE

12 5.3 (7P)		Gasolina	RWD	5343	198	269	06.72-09.73	*
12 5.3 (V 12 (75-79))		Gasolina	RWD	5343	211	287	05.75-02.93	*
12 H.E. (7P)		Gasolina	RWD	5343	217	295	05.81-12.92	*
12 H.E. (8S (86-88))		Gasolina	RWD	5343	217	295	05.81-12.92	*
<b>XJSC (X27) 07.85-09.97</b>					<b>Cabrío (Grand Tourer-S Segment)</b>			
3.6 (9DPANA)		Gasolina	RWD	3590	136	185	08.87-05.91	*
3.6 (9DPALA)		Gasolina	RWD	3590	146	199	10.87-02.91	*
3.6 (9DPANA)		Gasolina	RWD	3590	146	199	10.87-02.91	*
3.6 (AJ 6 (3.6, 156KW))		Gasolina	RWD	3590	156	212	08.87-05.91	*
3.6 (AJ 6 (3.6, 162KW))		Gasolina	RWD	3590	162	220	10.86-12.88	*
4.0 (9EPCNA)		Gasolina	RWD	3980	163	222	05.91-09.94	*
4.0 (9LPFRB)		Gasolina	RWD	3980	171	233	07.94-03.96	*
4.0 (9LPFRB)		Gasolina	RWD	3980	175	238	10.87-12.89	*
5.3 H.E. (8S (86-88))		Gasolina	RWD	5343	194	264	07.85-05.92	*
5.3 (V 12 (90-93, 197KW))		Gasolina	RWD	5343	197	268	01.86-05.88	*
5.3 (8C (88-92))		Gasolina	RWD	5343	202	275	01.88-09.91	*
5.3 (8S (92-93))		Gasolina	RWD	5343	207	282	05.91-08.93	*
5.3 (8E)		Gasolina	RWD	5343	211	287	01.88-05.92	*
5.3 (V 12 (90-93, 211KW))		Gasolina	RWD	5343	211	287	01.88-05.92	*
5.3 H.E. (V 12 (82-90))		Gasolina	RWD	5343	217	295	09.85-12.90	*
<b>JENSEN</b>								
<b>INTERCEPTOR 01.69-12.71</b>					<b>Coupé (Sports car-S Segment)</b>			
6.3		Gasolina	RWD	6276	243	330	01.69-12.71	*
6.3		Gasolina	RWD	6276	243	330	01.71-12.76	*
6.3 FF		Gasolina	4WD	6276	243	330	01.69-12.71	*
7.2		Gasolina	RWD	7212	283	385	08.71-10.73	*
<b>MASERATI</b>								
<b>3500 01.62-</b>					<b>Coupé (Grand Tourer-S Segment)</b>			
3.5 GT		Gasolina	FWD	3495			01.62-	*
<b>5000 01.62-</b>					<b>Coupé (Sports car-S Segment)</b>			
5.0 GT		Gasolina	FWD	4995			01.62-	*
<b>BORA 01.71-12.83</b>					<b>Coupé (Sports car-S Segment)</b>			
4.7 (107/47)		Gasolina	RWD	4719	228	310	01.71-05.80	*
5.0		Gasolina	RWD	4930	235	320	07.76-05.80	*
<b>Ghibli (AM115) 01.67-12.73</b>					<b>Coupé (Sports car-S Segment)</b>			
4.7 (107/47)		Gasolina	RWD	4719	228	310	01.67-12.73	*
5.0		Gasolina	RWD	4930	247	335	01.70-12.73	*
<b>Ghibli Spider (AM115) 01.67-12.73</b>					<b>Cabrío (Sports car-S Segment)</b>			
4.7		Gasolina	RWD	4719	228	310	06.68-12.73	*
4.9		Gasolina	RWD	4930	247	335	06.68-12.73	*
<b>INDY 01.67-12.75</b>					<b>Coupé (Sports car-S Segment)</b>			
4.2		Gasolina	RWD	4136	191	260	04.69-12.74	*
4.7		Gasolina	RWD	4710	213	290	01.72-12.74	*
4.9		Gasolina	RWD	4930	235	320	01.72-12.74	*
<b>KHAMSIN 01.72-12.82</b>					<b>Coupé (Sports car-S Segment)</b>			
4.9 (115.49)		Gasolina	RWD	4930	235	320	01.74-12.82	*

# LISTA DE APLICACIONES - BUYERS GUIDE

KYALAMI 04.76-12.85					Coupé (Sports car-S Segment)			
4.2 (107.21.42)	Gasolina	RWD	4136	188	255	04.76-12.85	*	
4.9 (107.22.49)	Gasolina	RWD	4930	206	280	04.76-12.85	*	
MERAK 05.75-12.83					Coupé (Sports car-S Segment)			
2.0 (114.62.20)	Gasolina	RWD	1999	125	170	01.76-12.83	*	
3.0 SS (114.50.30)	Gasolina	RWD	2965	162	220	05.75-12.83	*	
MEXICO 09.64-12.75					Coupé (Sports car-S Segment)			
4.2 (107.21.42)	Gasolina	RWD	4136	191	260	01.67-12.72	*	
4.7	Gasolina	RWD	4710	213	290	01.67-12.72	*	
QUATTROPORTE III 01.79-12.90					Sedán (Sports car-S Segment)			
4.1	Gasolina	FWD	4136	192	261	06.79-10.85	*	
4.7	Gasolina	RWD	4710	188	255	06.79-10.85	*	
4.9 (107.22.49)	Gasolina	RWD	4930	206	280	08.79-12.89	*	
4.9	Gasolina	RWD	4930	221	300	10.87-10.90	*	
SEBRING 01.62-12.68					Coupé (Sports car-S Segment)			
Gti Mistrale	Gasolina	FWD				01.62-	*	
PEUGEOT								
404 04.63-12.68					Cabrío (Executive car-E Segment)			
1.6 (XC6)	Gasolina	RWD	1618	59	80	04.63-12.68	*	
404 04.62-12.71					Sedán (Executive car-E Segment)			
1.6 (XC6)	Gasolina	RWD	1618	48	65	04.63-12.71	*	
1.6 (XC6)	Gasolina	RWD	1618	54	73	11.67-12.71	*	
1.9 L, U10	Gasolina	FWD	1895	48	65	04.62-	*	
TALBOT								
ARONDE 01.63-					Sedán (Compact car-C Segment)			
1.5 1500	Gasolina	FWD	1495			01.63-	*	
TVR								
S 01.86-12.96					Cabrío (Sports car-S Segment)			
2.8 (PRN)	Gasolina	RWD	2792	110	150	01.86-12.88	*	
2.8 (PRN)	Gasolina	RWD	2792	118	160	08.86-04.89	*	
2.9	Gasolina	RWD	2935	125	170	01.88-12.96	*	
4.0 (39SE)	Gasolina	RWD	3947	177	240	01.88-12.96	*	
TASMIN 01.80-12.84					Coupé (Sports car-S Segment)			
2.8 (PRN)	Gasolina	RWD	2792	118	160	01.80-12.83	*	