


LISTA DE APLICACIONES - BUYERS GUIDE

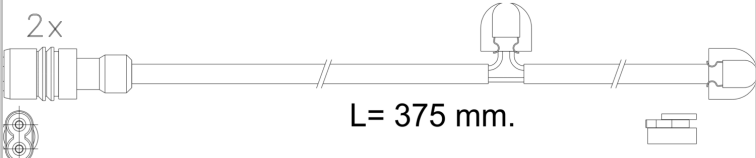
610615RB




8 424073 187772

Weight: 58

O.E.M.	MAKE
997 612 756 00	PORSCHE
997 612 759 00	PORSCHE



610615RB



375 mm.

WVA
 24049
 Sin Filas



Trac.	CC	Kw	CV		
					Front / Rear

PORSCHE

911 (997) 04.05-12.13

						Cabrio (Sports car-S Segment)		
3.6 Carrera (M 96.05)		Gasolina	RWD	3596	235	320	04.05-07.05	*
3.6 Carrera (M 96.05)		Gasolina	RWD	3596	239	325	04.05-12.08	*

911 (997) 07.04-12.13

						Coupé (Sports car-S Segment)		
3.6 Carrera (M 96.05)		Gasolina	RWD	3596	235	320	08.04-07.05	*
3.6 Carrera (M 96.05)		Gasolina	RWD	3596	239	325	07.04-12.08	*

911 (997) 07.06-12.12

						Targa (Sports car-S Segment)		
3.6 Carrera 4 (M 96.05)		Gasolina	4WD	3596	239	325	07.06-12.08	*
3.6 Carrera 4 (MA1.02)		Gasolina	4WD	3614	254	345	10.08-12.12	*

BOXSTER II (987) 06.04-12.13

						Cabrio (Sports car-S Segment)		
2.9 (MA1.20)		Gasolina	RWD	2893	155	211	02.09-03.12	*
2.9 (MA1.20)		Gasolina	RWD	2893	188	255	06.09-03.12	*
S 3.2 (M 96.26)		Gasolina	RWD	3179	206	280	11.04-12.06	*
S 3.4 (M 97.21)		Gasolina	RWD	3387	217	295	07.06-12.09	*
S 3.4 (M 97.22)		Gasolina	RWD	3387	223	303	08.08-12.09	*
S 3.4 (MA1.21)		Gasolina	RWD	3436	228	310	06.09-12.11	*

BOXSTER II Spyder (987) 09.07-12.11

						Cabrio (Sports car-S Segment)		
3.4 RS 60 (M 97.22)		Gasolina	RWD	3387	223	303	09.07-12.08	*
3.4 (MA1.21)		Gasolina	RWD	3436	235	320	02.10-12.11	*

CAYMAN (987) 11.05-12.13

						Coupé (Sports car-S Segment)		
2.9 (MA1.20)		Gasolina	RWD	2893	195	265	02.09-12.12	*
S 3.4 (M 97.21)		Gasolina	RWD	3387	217	295	11.05-12.09	*

LISTA DE APLICACIONES - BUYERS GUIDE

S 3,4 Sport (M 97.22)	Gasolina	RWD	3387	223	303	08.08-12.12	*
S 3.4 (MA1.21)	Gasolina	RWD	3436	235	320	02.09-06.13	*
R 3.4 (MA1.21)	Gasolina	RWD	3436	243	330	11.10-12.12	*