


# LISTA DE APLICACIONES - BUYERS GUIDE

## 610571RB

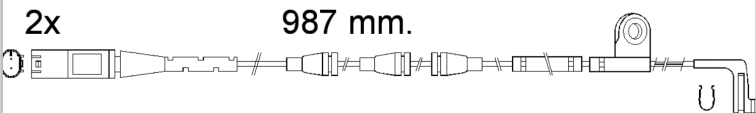


8 424073 187574


Weight: 132

O.E.M.	MAKE
34 35 6 780 698	BMW
34 35 6 789 503	BMW

2x 987 mm.



## 610571RB



987 mm.

WVA
24436
25676
25720

Sin Filas



Trac.	CC	Kw	CV		
					
				Front / Rear	

## BMW

X6 (E71, E72) 06.07-12.15					SUV (Luxury Crossover SUV-J Segment)			
50 i	Gasolina	FWD	4395	300	408	05.08-06.14	*	
xDrive 50 i (N63 B44 A)	Gasolina	4WD	4395	300	408	07.08-07.14	*	
5.0 V8 19"	Gasolina	FWD	4995	257	350	05.08-	*	
ActiveHybrid (N63 B44 A)	Gasol./el éc.	4WD	4395	357	485	01.09-10.11	*	
M 50 d (N57 D30 C)	Diesel	4WD	2993	280	381	08.11-06.14	*	

## LAND ROVER

DISCOVERY V / LR5 (L462) 09.16-					Furgoneta/SUV (Executive SUV-J Segment)			
2.0 Si4 4x4	Gasolina	4WD	1997	221	300	09.17-	*	
3.0 SCV6 4x4	Gasolina	4WD	2995	250	340	09.16-		
3.0 D300 MHEV 4x4	Diesel/el éc.	4WD	2997	221	300	12.20-		
2.0 Td4 4x4	Diesel	4WD	1999	132	179	09.16-12.18		
2.0 SD4 4x4	Diesel	4WD	1999	177	241	09.16-		
3.0 Td6 4x4	Diesel	4WD	2993	190	258	09.16-		
3.0 SDV6 4x4	Diesel	4WD	2993	225	306	09.18-		
DISCOVERY V / LR5 (L462) 09.16-					SUV (Executive SUV-J Segment)			
2.0 Si4 4x4 (PT204)	Gasolina	4WD	1997	221	300	09.17-	*	
3.0 SCV6 4x4 (306PS)	Gasolina	4WD	2995	250	340	09.16-		
P360 MHEV 4x4	Gasol./el éc.	4WD	2996	265	360	12.20-		
D250 MHEV 4x4	Diesel/el éc.	4WD	2997	183	249	12.20-		

# LISTA DE APLICACIONES - BUYERS GUIDE

D300 MHEV 4x4		Diesel/el éc.	4WD	2997	221	300	12.20-	*
2.0 Td4 4x4 (204DTD)		Diesel	4WD	1999	132	180	09.16-	*
2.0 SD4 4x4 (204DTA)		Diesel	4WD	1999	177	241	09.16-	*
3.0 D 4x4 (306DT)		Diesel	4WD	2993	155	211	09.16-	*
3.0 D 4x4 (306DT)		Diesel	4WD	2993	183	249	09.16-	*
3.0 Td6 4x4 (306DT)		Diesel	4WD	2993	190	258	09.16-	*
3.0 SDV6 4x4 (306DT)		Diesel	4WD	2993	225	306	09.18-	*
<b>RANGE ROVER IV (L405) 08.12-</b>					<b>SUV (Luxury Crossover SUV-J Segment)</b>			
3.0 SCV6 4x4 (306PS)		Gasolina	4WD	2995	250	340	10.13-09.21	*
3.0 SCV6 4x4 (306PS)		Gasolina	4WD	2995	280	380	06.15-09.21	*
3.0P400 4x4 (PT306)		Gasolina	4WD	2996	294	400	07.20-09.21	*
5.0 V8 4x4 (508PN)		Gasolina	4WD	5000	276	375	12.13-01.16	*
5.0 SCV8 4x4 (508PS)		Gasolina	4WD	5000	375	510	08.12-09.21	*
5.0 SCV8 4x4 (508PS)		Gasolina	4WD	5000	386	525	11.17-09.21	*
5.0 SCV8 4x4 (508PS)		Gasolina	4WD	5000	405	550	06.15-09.21	*
SCV8 4x4 (508PS)		Gasolina	4WD	5000	415	565	01.19-09.21	*
5.0 SCV8 4x4 (508PS)		Gasolina	4WD	5000	416	566	11.17-09.21	*
2.0 P400e Hybrid 4x4 (PT204)		Gasol./el éc.	4WD	1997	297	404	10.17-09.21	*
P360 MHEV 4x4 (PT306)		Gasol./el éc.	4WD	2996	265	360	12.19-09.21	*
3.0 P400 MHEV 4x4 (PT306)		Gasol./el éc.	4WD	2996	294	400	05.19-09.21	*
3.0 SDV6 Hybrid 4x4 (306DT)		Diesel/el éc.	4WD	2993	215	292	06.15-	*
3.0 SDV6 Hybrid 4x4 (306DT)		Diesel/el éc.	4WD	2993	250	340	10.13-09.21	*
3.0 SDV6 Hybrid 4x4 (306DT)		Diesel/el éc.	4WD	2993	260	354	06.15-09.21	*
D250 MHEV 4x4 (AJ20D6)		Diesel/el éc.	4WD	2997	183	249	07.20-09.21	*
D300 MHEV 4x4 (AJ20D6)		Diesel/el éc.	4WD	2997	221	300	07.20-09.21	*
D350 MHEV 4x4 (AJ20D6)		Diesel/el éc.	4WD	2997	258	351	07.20-09.21	*
3.0 TDV6 4x4 (306DT)		Diesel	4WD	2993	155	211	10.13-01.16	*
3.0 SDV6 4x4 (306DT)		Diesel	4WD	2993	182	247	12.14-09.21	*
3.0 SDV6 4x4 (306DT)		Diesel	4WD	2993	183	249	08.12-01.16	*
3.0 TDV6 4x4 (306DT)		Diesel	4WD	2993	190	258	08.12-09.21	*
3.0 SDV6 4x4 (306DT)		Diesel	4WD	2993	202	275	10.18-09.21	*
3.0 SDV6 4x4 (306DT)		Diesel	4WD	2993	215	292	10.12-09.21	*
4.4 SDV8 4x4 (448DT)		Diesel	4WD	4367	230	313	08.13-09.21	*
4.4 SDV8 4x4 (448DT)		Diesel	4WD	4367	250	340	08.12-09.21	*
4.4 SDV8 4x4 (448DT)		Diesel	4WD	4367	253	344	08.13-09.21	*
<b>RANGE ROVER SPORT II (L494) 04.13-</b>					<b>SUV (Luxury Crossover SUV-J Segment)</b>			
2.0 Si4 4x4 (PT204)		Gasolina	4WD	1997	221	300	10.17-03.22	*
2.0 GTDI 4x4 (204PT)		Gasolina	4WD	1999	177	241	10.15-03.22	*
3.0 SCV6 4x4 (306PS)		Gasolina	4WD	2995	250	340	04.13-12.19	*
3.0		Gasolina	FWD	2995	254	345	01.14-	*
3.0 SCV6 4x4 (306PS)		Gasolina	4WD	2995	280	380	06.15-12.18	*
5.0 SCV8 4x4 (508PS)		Gasolina	4WD	4999	375	510	04.13-12.18	*
5.0 SCV8 4x4 (508PS)		Gasolina	4WD	4999	405	550	01.14-12.18	*
2.0 P400e PHEV 4x4 (PT204)		Gasol./el éc.	4WD	1997	297	404	10.17-03.22	*
3.0 P360 MHEV 4x4 (PT306)		Gasol./el éc.	4WD	2996	265	360	06.19-03.22	*

# LISTA DE APLICACIONES - BUYERS GUIDE

3.0 P400 MHEV 4x4 (AJ20P6)	Gasol./el éc.	4WD	2996	294	400	02.19-03.22	*
3.0 SDV6 Hybrid 4x4 (306DT)	Diesel/el éc.	4WD	2993	215	292	12.14-12.17	*
3.0 SDV6 Hybrid 4x4 (306DT)	Diesel/el éc.	4WD	2993	250	340	10.13-03.22	*
3.0 SDV6 Hybrid 4x4 (306DT)	Diesel/el éc.	4WD	2993	260	354	06.15-12.17	*
3.0 D250 MHEV 4x4 (AJ20D6)	Diesel/el éc.	4WD	2997	183	249	07.20-03.22	*
3.0 D300 MHEV 4x4 (AJ20D6)	Diesel/el éc.	4WD	2997	221	300	07.20-03.22	*
3.0 D350 MHEV 4x4 (AJ20D6)	Diesel/el éc.	4WD	2997	258	351	07.20-03.22	*
2.0 SD4 4x4 (204DTA)	Diesel	4WD	1999	177	241	08.16-03.22	*
3.0 TDV6 4x4 (306DT)	Diesel	4WD	2993	155	211	04.13-12.18	*
3.0 SDV6 4x4 (306DT)	Diesel	4WD	2993	183	249	04.13-03.22	*
3.0 TDV6 4x4 (306DT)	Diesel	4WD	2993	190	258	04.13-03.22	*
3.0 SDV6 4x4 (306DT)	Diesel	4WD	2993	215	292	04.13-12.16	*
3.0 SDV6 4x4 (306DT)	Diesel	4WD	2993	225	306	09.14-03.22	*
3.0 D250 4x4 (AJ20D6)	Diesel	4WD	2997	183	249	07.20-03.22	*
3.0 D300 4x4 (AJ20D6)	Diesel	4WD	2997	221	300	07.20-03.22	*
3.0 D350 4x4 (AJ20D6)	Diesel	4WD	2997	258	351	07.20-03.22	*
4.4 SDV8 4x4 (448DT)	Diesel	4WD	4367	250	340	10.13-03.22	*