


LISTA DE APLICACIONES - BUYERS GUIDE

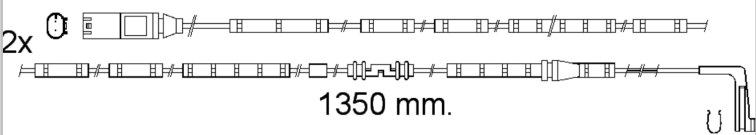
610551RB




8 424073 187420

Weight: 134

| O.E.M. | MAKE |
|-----------------|------|
| 34 35 6 789 446 | BMW |



610551RB



1350 mm.



WVA

24559

24561

Sin Filas



| Trac. | CC | Kw | CV | |
|-------|----|----|----|---|
| | | | |   |
| | | | | Front / Rear |

BMW

Z4 II (E89) 02.09-08.16

Cabrio (Sports car-S Segment)

| | | | | | | | |
|--------------------------|----------|-----|------|-----|-----|-------------|---|
| sDrive 23 i (N52 B25 A) | Gasolina | RWD | 2497 | 150 | 204 | 03.09-08.11 | * |
| sDrive 23 i (N52 B25 BF) | Gasolina | RWD | 2497 | 150 | 204 | 03.09-08.11 | * |
| sDrive 35 i (N54 B30 A) | Gasolina | RWD | 2979 | 225 | 306 | 02.09-08.16 | * |
| sDrive 35 is (N54 B30 A) | Gasolina | RWD | 2979 | 250 | 340 | 03.10-08.16 | * |
| sDrive 30 i (N52 B30 A) | Gasolina | RWD | 2996 | 190 | 258 | 02.09-08.11 | * |
| sDrive 30 i (N52 B30 B) | Gasolina | RWD | 2996 | 190 | 258 | 02.09-08.11 | * |
| sDrive 30 i (N52 B30 BF) | Gasolina | RWD | 2996 | 190 | 258 | 02.09-08.11 | * |
| sDrive 30 i (N52 B30 A) | Gasolina | RWD | 2996 | 195 | 265 | 05.09-08.11 | * |