


LISTA DE APLICACIONES - BUYERS GUIDE

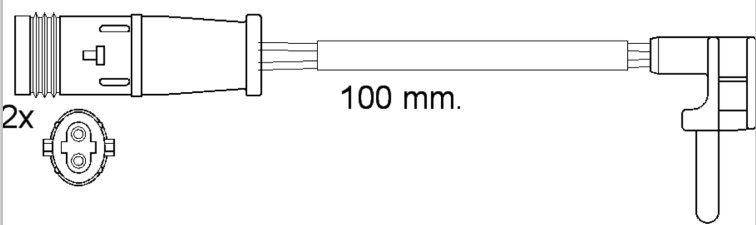
610548RB



8 424073 187390


Weight: 34

O.E.M.	MAKE
231 905 00 14	MERCEDES-BENZ



100 mm.

610548RB





100 mm.

WVA
22047
24681
25163
25183
25505

Sin Filas



Trac.	CC	Kw	CV		
					
				Front / Rear	

MERCEDES-BENZ

AMG GT II (C192) 10.23-

63 4-matic+ (192.378)	Gasolina	4WD	3982	430	585	10.23-	*
-----------------------	----------	-----	------	-----	-----	--------	---

Coupé (Sports car-S Segment)

C-Class C (W206) 03.21-

C 180 (206.041)	Gasol./el éc.	RWD	1496	125	170	03.21-	*
C 300 d 4-matic (206.007) (OM 654.820)	Diesel/el éc.	4WD	1992	195	265	07.21-	*
C 300 de 4-matic (206.009)	Diesel/el éc.	4WD	1992	230	313	12.22-	*

Sedán (Compact executive car-D Segment)

C-Class C T-Model (S206) 03.21-

C 200 d (206.203) (OM 654.820)	Diesel/el éc.	RWD	1992	120	163	07.21-	*
--------------------------------	---------------	-----	------	-----	-----	--------	---

[CAMBIADO]:Break (Compact executive car-D Segment)

C-Class IV (C205) 10.15-

C 180 (205.340) (M 274.910)	Gasolina	RWD	1595	115	156	10.15-08.20	*
C 200 4-matic (205.343) (M 274.920)	Gasolina	4WD	1991	135	184	04.16-05.18	*
C 400 4-matic (205.366) (M 276.823)	Gasolina	4WD	2996	245	333	04.16-06.22	*

Coupé (Compact executive car-D Segment)

C-Class IV (W205) 07.13-

C 160 (205.044) (M 274.910)	Gasolina	RWD	1595	95	129	04.15-11.19	*
C 180 (205.040, 205.140) (M 274.910)	Gasolina	RWD	1595	115	156	03.14-03.21	*
C200 (205.042) (M 274.920)	Gasolina	RWD	1991	135	184	12.13-08.18	*
C 200 4-matic (205.043) (M 274.920)	Gasolina	4WD	1991	135	184	04.15-08.18	*
C 250 (205.045) (M 274.920)	Gasolina	RWD	1991	155	211	03.14-05.18	*
C 400 4-matic (205.066) (M 276.823)	Gasolina	4WD	2996	245	333	10.14-11.20	*
C 450 AMG 4-matic (205.064) (M 276.823)	Gasolina	4WD	2996	270	367	04.15-05.18	*

Sedán (Compact executive car-D Segment)

LISTA DE APLICACIONES - BUYERS GUIDE

AMG C 63 (205.086) (M 177.980)		Gasolina	RWD	3982	350	476	10.14-05.21	*
AMG C 63 S (205.087) (M 177.980)		Gasolina	RWD	3982	375	510	10.14-05.21	*
C 350 e (205.047) (M 274.920)		Gasol./el éc.	RWD	1991	155	211	02.15-08.18	*
C 350 e (205.047) (M 274.920)		Gasol./el éc.	RWD	1991	205	279	02.15-08.18	*
C 300 BlueTEC Hybrid / h (205.212) (OM 651.921)		Diesel/el éc.	RWD	2143	170	231	05.14-05.18	*
C 180 BlueTEC / d (205.036) (OM 626.951)		Diesel	RWD	1598	85	116	05.14-05.18	*
C 220 BlueTEC / d (205.003) (OM 651.921)		Diesel	RWD	2143	125	170	02.14-05.18	*
C-Class IV T-Model (S205) 09.14-					[CAMBIADO]:Break (Compact executive car-D Segment)			
C 160 (205.244) (M 274.910)		Gasolina	RWD	1595	95	129	04.15-11.19	*
C 180 (205.240) (M 274.910)		Gasolina	RWD	1595	115	156	09.14-08.20	*
C 200 (205.242) (M 274.920)		Gasolina	RWD	1991	135	184	09.14-05.18	*
C 200 4-matic (205.243) (M 274.920)		Gasolina	4WD	1991	135	184	04.15-05.18	*
C 250 (205.245) (M 274.920)		Gasolina	RWD	1991	155	211	09.14-05.18	*
C 400 4-matic (205.266) (M 276.823)		Gasolina	4WD	2996	245	333	10.14-02.21	*
C 450 AMG 4-matic (205.264) (M 276.823)		Gasolina	4WD	2996	270	367	04.15-05.18	*
AMG C 63 (205.286) (M 177.980)		Gasolina	RWD	3982	350	476	10.15-02.21	*
AMG C 63 S (205.287) (M 177.980)		Gasolina	RWD	3982	375	510	10.15-02.21	*
C 350 e (205.247) (M 274.920)		Gasol./el éc.	RWD	1991	155	211	02.15-05.18	*
C 350 e (205.247) (M 274.920)		Gasol./el éc.	RWD	1991	205	279	02.15-05.18	*
C 300 BlueTEC Hybrid / h (205.212) (OM 651.921)		Diesel/el éc.	RWD	2143	150	204	10.14-05.18	*
C 180 BlueTEC / d (205.236) (OM 626.951)		Diesel	RWD	1598	85	116	09.14-05.18	*
C 200 BlueTEC / d (205.237) (OM 626.951)		Diesel	RWD	1598	100	136	09.14-05.18	*
C 200 d (205.207) (OM 651.921)		Diesel	RWD	2143	100	136	10.15-05.18	*
C 220 BlueTEC / d (205.204) (OM 651.921)		Diesel	RWD	2143	120	163	09.14-05.18	*
C 220 BlueTEC / d (205.204) (OM 651.921)		Diesel	RWD	2143	125	170	09.14-05.18	*
C 250 BlueTEC / d (205.208) (OM 651.921)		Diesel	RWD	2143	150	204	09.14-05.18	*
C 250 BlueTEC / d 4-matic (205.209) (OM 651.921)		Diesel	4WD	2143	150	204	10.14-05.18	*
CLS-Class III (C257) 12.17-					Coupé (Executive car-E Segment)			
AMG CLS 53 EQ Boost 4-matic+ (257.361) (M 256.930)		Gasol./el éc.	4WD	2999	320	435	05.18-	*
E-Class V (A238) 06.17-					Cabrío (Executive car-E Segment)			
AMG E53 EQ Boost 4-matic+ (238.461) (M 256.930)		Gasol./el éc.	4WD	2999	320	435	05.18-	*
E-Class V (C238) 12.16-					Coupé (Executive car-E Segment)			
AMG E53 EQ Boost 4-matic+ (238.461) (M 256.930)		Gasol./el éc.	4WD	2999	320	435	05.18-	*
E-Class V (W213) 01.16-					Sedán (Executive car-E Segment)			
AMG E53 EQ Boost 4-matic+ (238.461) (M 256.930)		Gasol./el éc.	4WD	2999	320	435	04.18-10.23	*
E-Class V T-Model (S213) 07.16-					[CAMBIADO]:Break (Executive car-E Segment)			
AMG E53 EQ Boost 4-matic+ (238.461) (M 256.930)		Gasol./el éc.	4WD	2999	320	435	04.18-10.23	*
S-Class V (C216) 05.06-12.13					Coupé (Luxury car-F Segment)			
CL 600 (216.376) (M 275.953)		Gasolina	RWD	5513	380	517	05.06-12.13	*
S-Class V (W221, V221) 09.05-12.13					Sedán (Luxury car-F Segment)			
S 600 (221.176) (M 275.953)		Gasolina	RWD	5513	380	517	12.05-12.13	*
S-Class VI (A217) 12.15-					Cabrío (Luxury car-F Segment)			
S 560 (217.483) (M 176.980)		Gasolina	RWD	3982	345	469	10.17-07.20	*

LISTA DE APLICACIONES - BUYERS GUIDE

S 500 (217.482) (M 278.929)	Gasolina	RWD	4663	335	456	12.15-10.17	*
S-Class VI (C217) 04.14-				Coupé (Luxury car-F Segment)			
S 400 4-matic (217.364) (M 276.824)	Gasolina	4WD	2996	270	367	10.15-07.20	*
S 450 4-matic (217.364) (M 276.824)	Gasolina	4WD	2996	270	367	12.15-07.20	*
S 560 (217.383) (M 176.980)	Gasolina	RWD	3982	345	469	10.17-07.20	*
S 560 4-matic (217.386) (M 176.980)	Gasolina	4WD	3982	345	469	10.17-07.20	*
S500	Gasolina	FWD	3996	310	422	11.14-	*
S 500 (217.382) (M 278.929)	Gasolina	RWD	4663	335	455	11.14-10.17	*
S 500 4-matic (217.385) (M 278.929)	Gasolina	4WD	4663	335	455	04.14-10.17	*
S 63 AMG 4-matic (217.378) (M 157.985)	Gasolina	4WD	5461	430	585	04.14-10.17	*
S-Class VI (W222, V222, X222) 05.13-				Sedán (Luxury car-F Segment)			
S 320 (222.162) (M 276.824)	Gasolina	RWD	2996	200	272	05.14-07.20	*
S 400 (222.165) (M 276.824)	Gasolina	RWD	2996	245	333	03.14-05.17	*
S 400 4-matic (222.067, 222.167) (M 276.824)	Gasolina	4WD	2996	245	333	11.14-05.17	*
S 400 Maybach 4-matic (222.967) (M 276.824)	Gasolina	4WD	2996	245	333	01.15-05.17	*
S 450 (222.066, 222.166) (M 276.824)	Gasolina	RWD	2996	270	367	02.17-07.20	*
S 450 4-matic (222.064, 222.164, 222.964) (M 276.824)	Gasolina	4WD	2996	270	367	02.17-07.20	*
S 450 Maybach 4-matic (222.964) (M 276.824)	Gasolina	4WD	2996	270	367	09.17-07.20	*
S 500 4-matic (222.169) (M 256.930)	Gasolina	4WD	2999	320	435	11.17-04.20	*
S 560 (222.083, 222.183) (M 176.980)	Gasolina	RWD	3982	345	469	07.17-07.20	*
S 560 4-matic (222.086, 222.186) (M 176.980)	Gasolina	4WD	3982	345	469	05.17-07.20	*
S 560 Maybach (222.983) (M 176.980)	Gasolina	RWD	3982	345	469	07.17-07.20	*
S 560 Maybach 4-matic (222.986) (M 176.980)	Gasolina	4WD	3982	345	469	07.17-07.20	*
S 500 (222.082, 222.182) (M 278.929)	Gasolina	RWD	4663	320	435	07.13-05.17	*
S 500 4-matic (222.185) (M 278.929)	Gasolina	4WD	4663	320	435	09.13-05.17	*
S 500 (222.082, 222.182) (M 278.929)	Gasolina	RWD	4663	335	455	05.13-05.17	*
S 500 4-matic (222.085, 222.185) (M 278.929)	Gasolina	4WD	4663	335	455	05.13-05.17	*
S 500 Maybach (222.982) (M 278.929)	Gasolina	RWD	4663	335	455	12.14-05.17	*
S 500 Maybach 4-matic (222.985) (M 278.929)	Gasolina	4WD	4663	335	455	04.15-05.17	*
S 63 AMG (222.077, 222.177) (M 157.985)	Gasolina	RWD	5461	430	585	05.13-05.17	*
S 63 AMG 4-matic (222.178) (M 157.985)	Gasolina	4WD	5461	430	585	05.13-05.17	*
S 600 (222.176) (M 277.980)	Gasolina	RWD	5980	390	530	02.14-07.20	*
S 600 Maybach (222.976) (M 277.980)	Gasolina	RWD	5980	390	530	12.14-11.18	*
S 650 Maybach (222.980)	Gasolina	RWD	5980	390	530	03.19-07.20	*
S 650 Maybach (222.980) (M 279.980)	Gasolina	RWD	5980	463	630	07.17-07.20	*
S 65 AMG (222.179) (M 279.980)	Gasolina	RWD	5980	463	630	02.14-11.19	*
S 500 Hybrid / e (222.163) (M 276.824)	Gasol./el éc.	RWD	2996	325	442	07.14-05.17	*
S 560 e (222.173) (M 276.824)	Gasol./el éc.	RWD	2996	350	476	10.18-07.20	*
S 450 EQ Boost (222.158, 222.058) (M 256.930)	Gasol./el éc.	RWD	2999	270	367	07.17-07.20	*
S 450 EQ Boost 4-matic (223.161) (M 256.930)	Gasol./el éc.	4WD	2999	270	367	07.17-07.20	*
S 500 EQ Boost (222.060, 222.160) (M 256.930)	Gasol./el éc.	RWD	2999	320	435	07.17-07.20	*
S 500 EQ Boost 4-matic (223.163) (M 256.930)	Gasol./el éc.	4WD	2999	320	435	09.19-04.20	*
S 400 Hybrid / h (222.057, 222.157) (M 276.960)	Gasol./el éc.	RWD	3498	225	306	05.13-05.17	*
S 300 BlueTEC Hybrid / h (222.104, 222.004) (OM 651.921)	Diesel/el éc.	RWD	2143	150	204	02.14-05.17	*
S 300 BlueTEC Hybrid / h (222.104, 222.004) (OM 651.921)	Diesel/el éc.	RWD	2143	170	231	02.14-05.17	*
S 350 d 4-matic (222.121) (OM 656.929)	Diesel	4WD	2925	183	249	07.18-07.20	*

LISTA DE APLICACIONES - BUYERS GUIDE

S 350 d (222.020, 222.120) (OM 656.929)		Diesel	RWD	2925	210	286	07.17-07.20	*
S 350 d 4-matic (222.021, 222.121) (OM 656.929)		Diesel	4WD	2925	210	286	05.17-07.20	*
S 400 d (222.034, 222.134) (OM 656.929)		Diesel	RWD	2925	250	340	07.17-07.20	*
S 400 d 4-matic (222.035, 222.135) (OM 656.929)		Diesel	4WD	2925	250	340	05.17-07.20	*
S 350 BlueTEC 4-matic (222.133) (OM 642.867)		Diesel	4WD	2987	185	252	02.14-05.17	*
S 350 BlueTEC / d (222.132, 222.032, 222.123) (OM 642.861)		Diesel	RWD	2987	190	258	05.13-05.17	*
S 350 BlueTEC / d 4-matic (222.033, 222.133) (OM 642.861)		Diesel	4WD	2987	190	258	02.14-05.17	*
S 350 BlueTEC / d 4-matic (222.033, 222.133) (OM 642.867)		Diesel	4WD	2987	190	258	02.14-05.17	*
S-Class VII (V223) 09.20-					Sedán (Luxury car-F Segment)			
S 680 Maybach 4-matic (223.979)		Gasolina	4WD	5980	450	612	05.21-	*
S 680 Maybach 4-matic (223.979)		Gasolina	4WD	5980	463	630	05.21-	*
S 400 EQ Boost (223.157)		Gasol./el éc.	RWD	2498	230	313	08.21-	*
S 450 EQ Boost (223.155)		Gasol./el éc.	RWD	2498	270	367	08.21-	*
S 450 EQ Boost 4-matic (223.161)		Gasol./el éc.	4WD	2498	270	367	08.21-	*
S 400 EQ Boost (223.159)		Gasol./el éc.	RWD	2999	230	313	01.21-	*
S 450 EQ Boost (223.060)		Gasol./el éc.	RWD	2999	270	367	07.21-	*
S 450 EQ Boost (223.160)		Gasol./el éc.	RWD	2999	270	367	07.21-	*
S 450 EQ Boost 4-matic (223.161)		Gasol./el éc.	4WD	2999	270	367	10.20-	*
S 450 EQ Boost 4-matic (223.161) (M 256.930)		Gasol./el éc.	4WD	2999	270	367	10.20-	*
S 480 Maybach EQ Boost 4-matic (223.961)		Gasol./el éc.	4WD	2999	270	367	04.21-	*
S 450 EQ Boost 4-matic (223.161)		Gasol./el éc.	4WD	2999	280	381	09.22-	*
S 450 EQ Boost 4-matic (223.161)		Gasol./el éc.	4WD	2999	280	381	09.22-	*
S 450 e (223.066)		Gasol./el éc.	RWD	2999	300	408	05.22-	*
S 450 e (223.166)		Gasol./el éc.	RWD	2999	300	408	05.22-	*
S 500 EQ Boost 4-matic (223.163)		Gasol./el éc.	4WD	2999	320	435	09.20-	*
S 500 EQ Boost 4-matic (223.163) (M 256.930)		Gasol./el éc.	4WD	2999	320	435	09.20-	*
S 500 EQ Boost 4-matic (223.163)		Gasol./el éc.	4WD	2999	330	449	09.22-	*
S 500 EQ Boost 4-matic (223.163)		Gasol./el éc.	4WD	2999	330	449	09.22-	*
S 580 e (223.068)		Gasol./el éc.	RWD	2999	375	510	07.21-	*
S 580 e (223.168)		Gasol./el éc.	RWD	2999	375	510	07.21-	*
S 580 e 4-matic (223.069)		Gasol./el éc.	4WD	2999	375	510	11.21-	*
S 580 e 4-matic (223.169) (M 256.930)		Gasol./el éc.	4WD	2999	375	510	07.21-	*
S 580 e Maybach 4-matic (223.969)		Gasol./el éc.	4WD	2999	375	510	04.23-	*
S 580 4-matic (223.076)		Gasol./el éc.	4WD	3982	370	503	05.21-	*
S 580 4-matic (223.176)		Gasol./el éc.	4WD	3982	370	503	05.21-	*
S 580 Maybach EQ Boost 4-matic (223.976)		Gasol./el éc.	4WD	3982	370	503	08.21-	*
S 63 AMG Hybrid 4-matic (223.182)		Gasol./el éc.	4WD	3982	590	802	05.23-	*
S 350 d Mild Hybrid (223.120)		Diesel/el éc.	RWD	2989	230	313	05.23-	*

LISTA DE APLICACIONES - BUYERS GUIDE

S 350 d Mild Hybrid (223.120)		Diesel/el éc.	RWD	2989	230	313	06.23-	*
S 350 d Mild Hybrid 4-matic (223.121)		Diesel/el éc.	4WD	2989	230	313	05.23-	*
S 350 d Mild Hybrid 4-matic (223.121)		Diesel/el éc.	4WD	2989	230	313	06.23-	*
S 450 d Mild Hybrid 4-matic (223.123)		Diesel/el éc.	4WD	2989	270	367	05.23-	*
S 450 d Mild Hybrid 4-matic (223.123)		Diesel/el éc.	4WD	2989	270	367	05.23-	*
S 350 d (223.030) (OM 656.929)		Diesel	RWD	2925	210	286	09.20-06.23	*
S 350 d (223.130)		Diesel	RWD	2925	210	286	09.20-	*
S 350 d 4-matic (223.031) (OM 656.929)		Diesel	4WD	2925	210	286	09.20-06.23	*
S 350 d 4-matic (223.131)		Diesel	4WD	2925	210	286	09.20-	*
S 400 d 4-matic (223.033) (OM 656.929)		Diesel	4WD	2925	243	330	09.20-	*
S 400 d 4-matic (223.133)		Diesel	4WD	2925	243	330	09.20-	*
SL-Class VI (R231) 12.11-					Cabrío (Grand Tourer-S Segment)			
400 (231.465) (M 276.825)		Gasolina	RWD	2996	245	333	04.14-03.16	*
400 (231.466) (M 276.825)		Gasolina	RWD	2996	270	367	01.16-04.20	*
350 (231.457) (M 276.954)		Gasolina	RWD	3498	225	306	02.12-04.14	*
500 (231.473) (M 278.927)		Gasolina	RWD	4663	320	435	01.12-04.20	*
500 (231.473) (M 278.927)		Gasolina	RWD	4663	335	455	04.15-04.20	*
63 AMG (231.474) (M 157.983)		Gasolina	RWD	5461	395	537	01.12-05.19	*
63 AMG (231.474) (M 157.983)		Gasolina	RWD	5461	415	564	01.12-05.19	*
SL-Class VII (R232) 03.22-					Cabrío (Grand Tourer-S Segment)			
55 AMG 4-matic+ (232.480)		Gasolina	4WD	3982	350	476	03.22-	*
63 AMG 4-matic+ (232.481)		Gasolina	4WD	3982	430	585	03.22-	*
43 AMG (232.450)		Gasol./el éc.	RWD	1991	280	381	05.22-	*