


LISTA DE APLICACIONES - BUYERS GUIDE

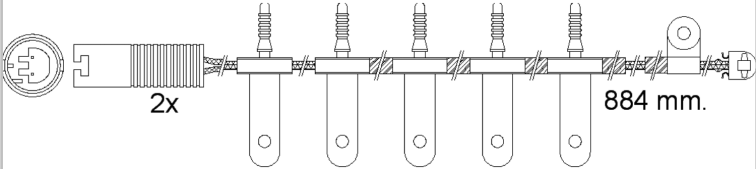
610500RB




8 424073 187192

Weight: 112

O.E.M.	MAKE
34 35 6 761 447	MINI
34 35 6 778 175	MINI



610500RB



884 mm.

WVA
 23281
 23282

Sin Filas



Trac.	CC	Kw	CV		 Front / Rear
-------	----	----	----	---	--

MINI

MINI (R50, R53) 06.01-09.06

[CAMBIADO]:Fastback (Supermini car-B Segment)

One (W10 B14 A)	Gasolina	FWD	1398	55	75	04.03-09.06	*
One (W10 B16 A)	Gasolina	FWD	1598	66	90	06.01-09.06	*
Cooper (W10 B16 A)	Gasolina	FWD	1598	85	116	06.01-09.06	*
Cooper S (W11 B16 A)	Gasolina	FWD	1598	120	163	03.02-09.06	*
Cooper S (W11 B16 A)	Gasolina	FWD	1598	125	170	07.04-09.06	*
S Works (W11 B16 A)	Gasolina	FWD	1598	149	203	11.03-06.05	*
Works (W11 B16 A)	Gasolina	FWD	1598	155	210	11.03-09.06	*
John Cooper Works (W11 B16 A)	Gasolina	FWD	1598	160	218	03.06-09.06	*
One D (1ND)	Diesel	FWD	1364	55	75	06.03-09.06	*
One D (W17 D14 (1ND))	Diesel	FWD	1364	65	88	06.03-09.06	*

MINI (R52) 04.04-07.08

Cabrio (Supermini car-B Segment)

One (W10 B16 A)	Gasolina	FWD	1598	66	90	07.04-11.07	*
Cooper (W10 B16 A)	Gasolina	FWD	1598	85	116	04.04-07.08	*
Cooper S (W11 B16 A)	Gasolina	FWD	1598	120	163	07.04-11.07	*
Cooper S (W11 B16 A)	Gasolina	FWD	1598	125	170	07.04-07.08	*
John Cooper Works (W11 B16 A)	Gasolina	FWD	1598	155	210	07.04-11.07	*