

# LISTA DE APLICACIONES - BUYERS GUIDE

## 610496RB


Weight: 33

O.E.M.	MAKE
4433.03	PEUGEOT



310 mm.



## 610496RB

  
310 mm.

WVA
24084
24332
25069
25070

Sin Filas



Trac.	CC	Kw	CV					
						Front / Rear		

## CITROËN

<b>C4 II (NC_) 02.09-</b>							<b>[CAMBIADO]:Fastback (Compact car-C Segment)</b>			
1.6 THP 155 (5FV (EP6CDT))		Gasolina	FWD	1598	115	156	11.09-12.16	*		
2.0 Flex		Gasolina	FWD	1997	103	140	11.09-	*		
2.0 Flex		Gasolina	FWD	1997	111	151	11.09-	*		
2.0 HDi / BlueHDi 150 (AHR (DW10FD))		Diesel	FWD	1997	110	150	11.09-	*		
2.0 HDi / BlueHDi 150 (RHE (DW10CTED4))		Diesel	FWD	1997	110	150	11.09-	*		
<b>C4 II (NC_) 01.13-</b>							<b>Sedán (Compact car-C Segment)</b>			
2.0 Flex		Gasolina	FWD	1997	111	151	08.13-	*		
<b>C5 II (RW_) 02.08-</b>							<b>[CAMBIADO]:Break (Large family car-D Segment)</b>			
1.6 VTI 120 (5FS (EP6C))		Gasolina	FWD	1598	88	120	07.10-06.15	*		
1.6 THP 155 (5FV (EP6CDT))		Gasolina	FWD	1598	115	156	04.09-07.16	*		
1.8 i 16V (RW6FYC) (6FY (EW7A))		Gasolina	FWD	1749	92	125	02.08-10.10	*		
2.0 i 16V (RWRFJC, RWRFJF) (RFJ (EW10A))		Gasolina	FWD	1997	103	140	02.08-10.14	*		
1.6 HDi 110 (RW9HZC) (9HZ (DV6TED4))		Diesel	FWD	1560	80	109	02.08-10.10	*		
1.6 HDi 110 (9HL (DV6C))		Diesel	FWD	1560	82	112	07.10-05.12	*		
1.6 HDi 110 (9HR (DV6C))		Diesel	FWD	1560	82	112	07.10-05.12	*		
1.6 HDi 115 (9HL (DV6C))		Diesel	FWD	1560	84	114	06.12-06.15	*		
1.6 HDi 115 (9HR (DV6C))		Diesel	FWD	1560	84	114	06.12-06.15	*		
2.0 HDi (RHR (DW10BTED4))		Diesel	FWD	1997	100	136	02.08-06.14	*		
2.0 HDi 140 (RHF (DW10BTED4))		Diesel	FWD	1997	103	140	04.09-06.15	*		
2.0 HDi 165 (RHH (DW10CTED4))		Diesel	FWD	1997	120	163	04.09-07.16	*		
3.0 HDi 240 (RWX8CA) (DT20C)		Diesel	FWD	2992	177	241	04.09-10.14	*		

# LISTA DE APLICACIONES - BUYERS GUIDE

<b>C5 II (RD_) 02.08-</b>					<b>Sedán (Large family car-D Segment)</b>			
1.6 VTi 120 (RD5FS8, RD5FSA) (5FS (EP6C))	Gasolina	FWD	1598	88	120	07.10-06.15	*	
1.6 THP 155 (RD5FV8, RD5FNA) (5FV (EP6CDT))	Gasolina	FWD	1598	115	156	04.09-07.16	*	
1.8 16V (RD6FXC) (6FY (EW7A))	Gasolina	FWD	1749	92	125	02.08-10.10	*	
2.0 16V (RDRFJC, RDRFJF) (RFJ (EW10A))	Gasolina	FWD	1997	103	140	02.08-10.14	*	
1.6 HDi 110 (RD9HZC) (9HZ (DV6TED4))	Diesel	FWD	1560	80	109	02.08-10.10	*	
1.6 HDi 110 (RD9HL0, RD9HR8, RD9HRA) (9HL (DV6C))	Diesel	FWD	1560	82	112	07.10-05.12	*	
1.6 HDi 110 (RD9HL0, RD9HR8, RD9HRA) (9HR (DV6C))	Diesel	FWD	1560	82	112	07.10-05.12	*	
1.6 HDi 115 (RD9HRA, RD9HLA, RD9HL0) (9HL (DV6C))	Diesel	FWD	1560	84	114	01.12-06.15	*	
1.6 HDi 115 (RD9HRA, RD9HLA, RD9HL0) (9HR (DV6C))	Diesel	FWD	1560	84	114	01.12-06.15	*	
2.0 HDi (RDRHD8, RDRHDJ, RDRHR8, RDRHRJ) (RHF (DW10BTED4))	Diesel	FWD	1997	100	136	02.08-06.14	*	
2.0 HDi (RDRHD8, RDRHDJ, RDRHR8, RDRHRJ) (RHR (DW10BTED4))	Diesel	FWD	1997	100	136	02.08-06.14	*	
2.0 HDi 140 (RDRHF8, RDRHFA, RDRHA8, RDRHAJ) (RHF (DW10BTED4))	Diesel	FWD	1997	103	140	11.08-06.15	*	
2.0 HDi 165 (RDRHHA, RDRHH8) (RHH (DW10CTED4))	Diesel	FWD	1997	120	163	04.09-07.16	*	
3.0 HDi 240 (RDX8CA) (DT20C)	Diesel	FWD	2992	177	241	04.09-10.14	*	
<b>C6 (TD_) 09.05-</b>					<b>Sedán (Executive car-E Segment)</b>			
3.0 HDi (DT20C)	Diesel	FWD	2993	177	241	04.09-12.12	*	
<b>DS4 (NX_) 03.11-07.15</b>					<b>[CAMBIADO]:Fastback (Compact car-C Segment)</b>			
1.6 THP200 (5FU (EP6DTX))	Gasolina	FWD	1598	147	200	04.11-07.15	*	
<b>DS5 09.11-12.16</b>					<b>[CAMBIADO]:Fastback (Compact executive car-D Segment)</b>			
1.6 THP 155 (5FV (EP6CDT))	Gasolina	FWD	1598	115	156	11.11-07.15	*	
1.6 THP200 (5FU (EP6DTX))	Gasolina	FWD	1598	147	200	11.11-07.15	*	
2.0 HDi 165 Hybrid4 4x4 (RHC (DW10CTED4))	Diesel/el éc.	4WD	1997	120	163	12.11-07.15	*	
1.6 HDi 110 (9HR (DV6C))	Diesel	FWD	1560	82	112	11.11-07.15	*	
1.6 HDi 115 (9HD (DV6C))	Diesel	FWD	1560	84	114	06.12-07.15	*	
1.6 HDi (BHX (DV6FC))	Diesel	FWD	1560	85	115	11.13-07.15	*	
2.0 HDi 135 (RHD (DW10CB))	Diesel	FWD	1997	100	136	11.11-07.15	*	
2.0 HDi 165 (RHH (DW10CTED4))	Diesel	FWD	1997	120	163	11.11-07.15	*	
<b>PEUGEOT</b>								
<b>308 (4A_, 4C_) 09.07-</b>					<b>[CAMBIADO]:Fastback (Compact car-C Segment)</b>			
1.6 GTI (EP6CDTX)	Gasolina	FWD	1598	147	200	07.10-10.14	*	
<b>308 CC (4B_) 02.09-</b>					<b>Cabrio (Compact car-C Segment)</b>			
1.6 THP (EP6CDTX)	Gasolina	FWD	1598	147	200	10.10-12.14	*	
<b>407 (6C_) 10.05-</b>					<b>Coupé (Large family car-D Segment)</b>			
2.0 HDi	Diesel	FWD	1997	110	150	02.10-	*	
2.0 HDi (RHH (DW10CTED4))	Diesel	FWD	1997	120	163	06.09-	*	
3.0 HDi (DT20C)	Diesel	FWD	2992	177	241	06.09-	*	
<b>407 (6D_) 02.04-12.13</b>					<b>Sedán (Large family car-D Segment)</b>			
2.0 HDi 135 (6DRHRH, 6DRHRE, 6DRHRG, 6DRHRJ) (RHR (DW10BTED4))	Diesel	FWD	1997	100	136	05.04-10.10	*	
2.0 HDi (6DRHRH) (RHR (DW10BTED4))	Diesel	FWD	1997	103	140	06.09-12.10	*	
2.0 HDi	Diesel	FWD	1997	110	150	02.10-	*	
2.0 HDi (6DRHHA) (RHH (DW10CTED4))	Diesel	FWD	1997	120	163	06.09-12.10	*	

# LISTA DE APLICACIONES - BUYERS GUIDE

					<b>[CAMBIADO]:Break (Large family car-D Segment)</b>				
<b>407 SW (6E_, 6D_) 05.04-</b>									
2.0 HDi 135 (RHR (DW10BTED4))		Diesel	FWD	1997	100	136	07.04-12.10	*	
2.0 HDi (RHR (DW10BTED4))		Diesel	FWD	1997	103	140	08.08-12.10	*	
2.0 HDi		Diesel	FWD	1997	110	150	02.10-	*	
2.0 HDi (RHH (DW10CTED4))		Diesel	FWD	1997	120	163	06.09-12.10	*	
<b>508 (8D_) 11.10-</b>					<b>Sedán (Large family car-D Segment)</b>				
1.6 VTi (5FH (EP6C))		Gasolina	FWD	1598	85	116	11.10-12.18	*	
1.6 VTi (5FS (EP6C))		Gasolina	FWD	1598	88	120	11.10-12.18	*	
1.6 THP (5FN (EP6CDT))		Gasolina	FWD	1598	110	150	11.10-12.18	*	
1.6 THP (5FV (EP6CDT))		Gasolina	FWD	1598	115	156	11.10-12.18	*	
1.6 THP (5GZ (EP6FDT))		Gasolina	FWD	1598	120	163	01.12-12.18	*	
2.0 HDi Hybrid4 AWC (RHC (DW10CTED4))		Diesel/el éc.	4WD	1997	120	163	11.10-12.18	*	
2.0 HDi Hybrid4 AWC (RHC (DW10CTED4))		Diesel/el éc.	4WD	1997	147	200	11.10-12.18	*	
1.6 HDi (9HL (DV6C))		Diesel	FWD	1560	82	112	11.10-12.18	*	
1.6 HDi (9HR (DV6C))		Diesel	FWD	1560	82	112	11.10-12.18	*	
1.6 HDi (9HD (DV6CTED))		Diesel	FWD	1560	84	115	02.12-12.18	*	
1.6 BlueHDi 120 (BHZ (DV6FC))		Diesel	FWD	1560	88	120	03.14-12.18	*	
2.0 HDi (RHR (DW10BTED4))		Diesel	FWD	1997	100	136	11.10-12.18	*	
2.0 HDi (RHA (DW10CTED4))		Diesel	FWD	1997	103	140	11.10-12.18	*	
2.0 HDi (RHF (DW10BTED4))		Diesel	FWD	1997	103	140	11.10-12.18	*	
2.0 BlueHDi 150 (AHX (DW10FD))		Diesel	FWD	1997	110	150	04.14-12.18	*	
2.0 HDi (RHH (DW10CTED4))		Diesel	FWD	1997	120	163	11.10-12.18	*	
2.0 BlueHDi 180 (AHW (DW10FC))		Diesel	FWD	1997	133	180	04.14-12.18	*	
2.2 HDi (4HL (DW12C))		Diesel	FWD	2179	150	204	11.10-12.18	*	
<b>508 SW (8E_) 11.10-</b>					<b>[CAMBIADO]:Break (Large family car-D Segment)</b>				
1.6 VTi (5FH (EP6C))		Gasolina	FWD	1598	85	116	11.10-12.18	*	
1.6 VTi (5FS (EP6C))		Gasolina	FWD	1598	88	120	11.10-12.18	*	
1.6 THP (5FE (EP6CDTM))		Gasolina	FWD	1598	110	150	11.10-12.18	*	
1.6 THP (5FN (EP6CDT))		Gasolina	FWD	1598	110	150	11.10-12.18	*	
1.6 THP (5FV (EP6CDT))		Gasolina	FWD	1598	115	156	11.10-12.18	*	
1.6 (5GZ (EP6FDT))		Gasolina	FWD	1598	121	165	02.12-12.18	*	
2.0 HDi RXH Hybrid4		Gasol./el éc.	4WD	1997	147	200	12.11-	*	
2.0 HDi RXH Hybrid4 (RHC (DW10CTED4))		Diesel/el éc.	4WD	1997	147	200	11.10-12.18	*	
1.6 HDi (9HL (DV6C))		Diesel	FWD	1560	82	112	11.10-12.18	*	
1.6 HDi (9HR (DV6C))		Diesel	FWD	1560	82	112	11.10-12.18	*	
1.6 HDi (9HL (DV6C))		Diesel	FWD	1560	84	115	02.12-12.18	*	
1.6 HDi (9HR (DV6C))		Diesel	FWD	1560	84	115	02.12-12.18	*	
1.6 BlueHDi 120 (BHZ (DV6FC))		Diesel	FWD	1560	88	120	03.14-12.18	*	
2.0 HDi (RHR (DW10BTED4))		Diesel	FWD	1997	100	136	11.10-12.18	*	
2.0 HDi (RHA (DW10CTED4))		Diesel	FWD	1997	103	140	11.10-12.18	*	
2.0 HDi (RHF (DW10BTED4))		Diesel	FWD	1997	103	140	11.10-12.18	*	
2.0 BlueHDi 150 (AHX (DW10FD))		Diesel	FWD	1997	110	150	04.14-12.18	*	
2.0 HDi (RHH (DW10CTED4))		Diesel	FWD	1997	120	163	11.10-12.18	*	
2.0 BlueHDi 180 (AHW (DW10FC))		Diesel	FWD	1997	133	180	04.14-12.18	*	
2.0 HDi 180 RXH		Diesel	FWD	1997	133	181	10.14-12.18	*	
2.2 HDi (4HL (DW12C))		Diesel	FWD	2179	150	204	11.10-12.18	*	
<b>RCZ 03.10-</b>					<b>Coupé (Compact car-C Segment)</b>				
1.6 16V (EP6CDTX)		Gasolina	FWD	1598	147	200	06.10-12.15	*	

# LISTA DE APLICACIONES - BUYERS GUIDE

2.0 HDi (RHH (DW10CTED4))	Diesel	FWD	1997	120	163	03.10-12.15	*
---------------------------	--------	-----	------	-----	-----	-------------	---