


LISTA DE APLICACIONES - BUYERS GUIDE

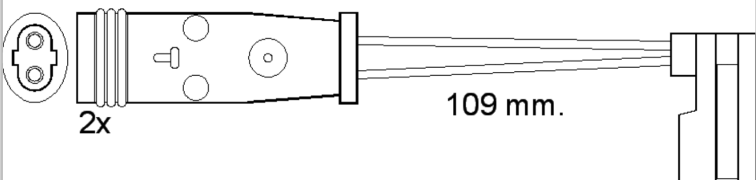
610483RB



8 424073 187123


Weight: 36

O.E.M.	MAKE
2E0 906 206 C	VW
906 540 14 17	MERCEDES-BENZ
906 540 15 17	MERCEDES-BENZ



2x 109 mm.

610483RB



109 mm.

WVA
22062
22101
24455
29192
29200

Sin Filas



Trac.	CC	Kw	CV		
					
				Front / Rear	

DODGE

SPRINTER (U.S.A.) 01.03-						[CAMBIADO]:Furgón (LCVs-N1 Segment)		
5.7 3500	Gasolina	FWD	5695	243	330	01.03-	*	
2.7 2500	Diesel	RWD	2695	113	154	01.03-	*	

FREIGHTLINER

SPRINTER 3500 (U.S.A.) 09.06-						[CAMBIADO]:Furgón (LCVs-N1 Segment)		
3.5 (EG2)	Gasolina	RWD	3498	190	258	09.06-12.08	*	

MERCEDES-BENZ

EQV (W447) 06.20-						Bus (Minibus-M2-Segment)		
EQV 250 (447.813, 447.815)	Eléctrico	FWD		150	204	11.21-	*	*
EQV 300 (447.813, 447.815) (EM 780.701)	Eléctrico	FWD		150	204	06.20-	*	*

MARCO POLO Camper (W447) 03.15-						Bus (Minibus-M2-Segment)		
160 CDI (447.703) (OM 622.951)	Diesel	FWD	1598	65	88	03.15-	*	*
180 CDI (447.703) (OM 622.951)	Diesel	FWD	1598	84	114	03.15-	*	*
170 CDI (447.703) (OM 622.851)	Diesel	FWD	1749	75	102	06.20-	*	*
200 CDI (447.703) (OM 622.851)	Diesel	FWD	1749	100	136	06.20-	*	*
200 CDI (447.703, 447.813) (OM 654.920)	Diesel	RWD	1950	100	136	03.19-	*	*
200 CDI 4-matic (447.703, 447.813) (OM 654.920)	Diesel	4WD	1950	100	136	03.19-	*	*
220 CDI (447.703, 447.813) (OM 654.920)	Diesel	RWD	1950	120	163	03.19-	*	*
220 CDI 4-matic (447.703, 447.813) (OM 654.920)	Diesel	4WD	1950	120	163	03.19-	*	*
250 CDI (447.703, 447.813) (OM 654.920)	Diesel	RWD	1950	140	190	03.19-	*	*
250 CDI 4-matic (447.703, 447.813) (OM 654.920)	Diesel	4WD	1950	140	190	03.19-	*	*
300 CDI (447.813, 447.703) (15E4E)	Diesel	RWD	1950	174	237	01.21-	*	*

LISTA DE APLICACIONES - BUYERS GUIDE

300 CDI 4-matic (447.813, 447.703)	Diesel	4WD	1950	174	237	01.21-	*	*
300 CDI (447.813, 447.703) (OM 654.920)	Diesel	RWD	1950	176	239	03.19-12.20	*	*
300 CDI 4-matic (447.813, 447.703) (OM 654.920)	Diesel	4WD	1950	176	239	03.19-12.20	*	*
200 CDI (447.703, 447.813) (OM 651.950)	Diesel	RWD	2143	100	136	03.15-	*	*
200 CDI 4-matic (447.703, 447.813) (OM 651.950)	Diesel	4WD	2143	100	136	03.15-	*	*
220 CDI (447.703, 447.813) (OM 651.950)	Diesel	RWD	2143	120	163	03.15-	*	*
220 CDI 4-matic (447.703, 447.813) (OM 651.950)	Diesel	4WD	2143	120	163	03.15-	*	*
250 CDI (447.703, 447.813) (OM 651.950)	Diesel	RWD	2143	140	190	03.15-	*	*
250 CDI 4-matic (447.703, 447.813) (OM 651.950)	Diesel	4WD	2143	140	190	03.15-	*	*
SPRINTER II 3-Ton. (B906) 06.06-				[CAMBIADO]:Furgón (LCVs-N1 Segment)				
216 (906.613) (M 271.951)	Gasolina	RWD	1796	115	156	09.08-12.18	*	
224 (906.613) (M 272.979)	Gasolina	RWD	3498	190	258	06.06-12.16	*	
210 CDI (906.611, 906.613) (OM 651.955)	Diesel	RWD	2143	70	95	03.09-12.16	*	
211 CDI (906.611, 906.613) (OM 651.955)	Diesel	RWD	2143	84	114	04.16-12.18	*	
213 CDI (906.611, 906.613) (OM 651.955)	Diesel	RWD	2143	95	129	06.06-12.16	*	
213 CDI (906.611, 906.613) (OM 651.957)	Diesel	RWD	2143	95	129	06.06-12.16	*	
214 CDI (906.611, 906.613) (OM 651.955)	Diesel	RWD	2143	105	143	04.16-12.18	*	
216 CDI (906.611, 906.613) (OM 651.955)	Diesel	RWD	2143	120	163	03.09-12.18	*	
216 CDI (906.611, 906.613) (OM 651.957)	Diesel	RWD	2143	120	163	03.09-12.18	*	
209 CDI (906.611, 906.613) (OM 646.984)	Diesel	RWD	2148	65	88	06.06-12.09	*	
211 CDI (906.611, 906.613) (OM 646.985)	Diesel	RWD	2148	80	109	06.06-12.09	*	
213 CDI (906.611, 906.613) (OM 646.986)	Diesel	RWD	2148	95	129	06.06-12.09	*	
215 CDI (906.611, 906.613) (OM 646.986)	Diesel	RWD	2148	110	150	06.06-12.09	*	
215 CDI (906.611, 906.613) (OM 646.989)	Diesel	RWD	2148	110	150	06.06-12.09	*	
215 CDI (906.611, 906.613) (OM 646.990)	Diesel	RWD	2148	110	150	06.06-12.09	*	
218 CDI (906.611, 906.613) (OM 642.896)	Diesel	RWD	2987	135	184	06.06-12.09	*	
218 CDI (906.611, 906.613) (OM 642.992)	Diesel	RWD	2987	135	184	06.06-12.09	*	
219 CDI / BlueTEC (906.611, 906.613) (OM 642.896)	Diesel	RWD	2987	140	190	03.09-12.18	*	
219 CDI / BlueTEC (906.611, 906.613) (OM 642.992)	Diesel	RWD	2987	140	190	03.09-12.18	*	
SPRINTER II 3-Ton. (B906) 06.06-				Bus (Minibus-M2-Segment)				
216 (906.713) (M 271.951)	Gasolina	RWD	1796	115	156	03.09-12.18	*	
210 CDI (906.711, 906.713) (OM 651.955)	Diesel	RWD	2143	70	95	03.09-12.16	*	
211 CDI (906.711, 906.713) (OM 651.955)	Diesel	RWD	2143	84	114	04.16-12.18	*	
213 CDI (906.711, 906.713) (OM 651.955)	Diesel	RWD	2143	95	129	06.06-12.16	*	
214 CDI (906.711, 906.713) (OM 651.955)	Diesel	RWD	2143	105	143	04.16-12.18	*	
216 CDI (906.711, 906.713) (OM 651.955)	Diesel	RWD	2143	120	163	06.09-12.18	*	
216 CDI (906.711, 906.713) (OM 651.957)	Diesel	RWD	2143	120	163	06.09-12.18	*	
209 CDI (906.711, 906.713)	Diesel	RWD	2148	65	88	04.12-12.19	*	
218 CDI (906.711, 906.713)	Diesel	RWD	2987	135	184	04.12-12.18	*	
SPRINTER II 3-Ton. (B906) 06.06-				Caja/Chasis (LCVs-N1 Segment)				
216 (906.113, 906.213) (M 271.951)	Gasolina	RWD	1796	115	156	09.08-12.18	*	
224 (906.113, 906.213) (M 272.979)	Gasolina	RWD	3498	190	258	06.06-12.16	*	
210 CDI (906.111, 906.113, 906.211, 906.213) (OM 651.955)	Diesel	RWD	2143	70	95	03.09-12.16	*	
211 CDI (906.111, 906.113, 906.211, 906.213) (OM 651.955)	Diesel	RWD	2143	84	114	04.16-12.18	*	
213 CDI (906.111, 906.113, 906.211, 906.213) (OM 651.955)	Diesel	RWD	2143	95	129	03.09-12.16	*	
213 CDI (906.111, 906.113, 906.211, 906.213) (OM 651.957)	Diesel	RWD	2143	95	129	03.09-12.16	*	
214 CDI (906.111, 906.113, 906.211, 906.213) (OM 651.955)	Diesel	RWD	2143	105	143	04.16-12.18	*	

LISTA DE APLICACIONES - BUYERS GUIDE

216 CDI (906.111, 906.113, 906.211, 906.213) (OM 651.957)	Diesel	RWD	2143	120	163	03.09-12.18	*
209 CDI (906.111, 906.113, 906.211, 906.213) (OM 646.984)	Diesel	RWD	2148	65	88	06.06-12.09	*
211 CDI (906.111, 906.113, 906.211, 906.213) (OM 646.985)	Diesel	RWD	2148	80	109	06.06-12.09	*
213 CDI (906.111, 906.113, 906.211, 906.213) (OM 646.986)	Diesel	RWD	2148	95	129	06.06-12.09	*
215 CDI (906.111, 906.113, 906.211, 906.213) (OM 646.986)	Diesel	RWD	2148	110	150	06.06-12.09	*
215 CDI (906.111, 906.113, 906.211, 906.213) (OM 646.989)	Diesel	RWD	2148	110	150	06.06-12.09	*
215 CDI (906.111, 906.113, 906.211, 906.213) (OM 646.990)	Diesel	RWD	2148	110	150	06.06-12.09	*
218 CDI (906.111, 906.113, 906.211, 906.213) (OM 642.896)	Diesel	RWD	2987	135	184	06.06-12.09	*
218 CDI (906.111, 906.113, 906.211, 906.213) (OM 642.992)	Diesel	RWD	2987	135	184	06.06-12.09	*
218 CDI (906.111, 906.113, 906.211, 906.213) (OM 642.993)	Diesel	RWD	2987	135	184	06.06-12.09	*
219 CDI / BlueTEC (906.111, 906.113, 906.211, 906.213) (OM 642.896)	Diesel	RWD	2987	140	190	03.09-12.18	*
219 CDI / BlueTEC (906.111, 906.113, 906.211, 906.213) (OM 642.992)	Diesel	RWD	2987	140	190	03.09-12.18	*
SPRINTER II 3.5-Ton. (B906) 06.06-				[CAMBIADO]:Furgón (LCVs-N1 Segment)			
316 (906.635, 906.633) (M 271.951)	Gasolina	RWD	1796	115	156	09.08-12.18	*
316 NGT	Gasolina	FWD	1796	115	156	09.08-	*
324 (906.633, 906.635, 906.637) (M 272.979)	Gasolina	RWD	3498	190	258	06.06-12.16	*
316 LGT (906.633, 906.635) (M 271.951)	Gasol./Gas (LPG)	RWD	1796	115	156	01.11-12.18	*
316 NGT (906.633, 906.635) (M 271.951)	Gasol./Gas (CNG)	RWD	1796	115	156	09.08-12.18	*
310 CDI (906.631, 906.633, 906.635, 906.637) (OM 651.955)	Diesel	RWD	2143	70	95	03.09-12.16	*
311 CDI (906.631, 906.633, 906.635, 906.637) (OM 651.955)	Diesel	RWD	2143	84	114	05.16-12.18	*
314 CDI (906.631, 906.633, 906.635, 906.637) (OM 651.955)	Diesel	RWD	2143	105	143	05.16-12.18	*
314 CDI 4x4 (906.631, 906.633, 906.635, 906.637) (OM 651.955)	Diesel	4WD	2143	105	143	05.16-12.18	*
315 CDI (906.633, 906.637) (OM 651.955)	Diesel	RWD	2143	110	150	12.14-09.20	*
316 CDI (906.631, 906.633, 906.635, 906.637) (OM 651.955)	Diesel	RWD	2143	120	163	03.09-12.18	*
316 CDI (906.631, 906.633, 906.635, 906.637) (OM 651.957)	Diesel	RWD	2143	120	163	03.09-12.18	*
316 CDI 4x4 (906.631, 906.633, 906.635, 906.637) (OM 651.955)	Diesel	4WD	2143	120	163	03.09-12.18	*
316 CDI 4x4 (906.631, 906.633, 906.635, 906.637) (OM 651.957)	Diesel	4WD	2143	120	163	03.09-12.18	*
309 CDI (906.631, 906.633, 906.635, 906.637) (OM 646.984)	Diesel	RWD	2148	65	88	06.06-12.09	*
311 CDI (906.631, 906.633, 906.635, 906.637) (OM 646.985)	Diesel	RWD	2148	80	109	06.06-12.09	*
311 CDI 4x4 (906.631, 906.633, 906.635, 906.637) (OM 646.985)	Diesel	4WD	2148	80	109	02.08-12.09	*
313 CDI (906.631, 906.633, 906.635, 906.637) (OM 646.986)	Diesel	RWD	2148	95	129	06.06-12.16	*
315 CDI (906.631, 906.633, 906.635, 906.637) (OM 646.986)	Diesel	RWD	2148	110	150	06.06-12.09	*
315 CDI (906.631, 906.633, 906.635, 906.637) (OM 646.989)	Diesel	RWD	2148	110	150	06.06-12.09	*
315 CDI (906.631, 906.633, 906.635, 906.637) (OM 646.990)	Diesel	RWD	2148	110	150	06.06-12.09	*
315 CDI 4x4 (906.631, 906.633, 906.635, 906.637) (OM 646.986)	Diesel	4WD	2148	110	150	02.08-12.09	*
315 CDI 4x4 (906.631, 906.633, 906.635, 906.637) (OM 646.989)	Diesel	4WD	2148	110	150	02.08-12.09	*

LISTA DE APLICACIONES - BUYERS GUIDE

315 CDI 4x4 (906.631, 906.633, 906.635, 906.637) (OM 646.990)	Diesel	4WD	2148	110	150	02.08-12.09	*
318 CDI (906.631, 906.633, 906.635, 906.637) (OM 642.896)	Diesel	RWD	2987	135	184	06.06-12.09	*
318 CDI (906.631, 906.633, 906.635, 906.637) (OM 642.986)	Diesel	RWD	2987	135	184	06.06-12.09	*
318 CDI (906.631, 906.633, 906.635, 906.637) (OM 642.992)	Diesel	RWD	2987	135	184	06.06-12.09	*
318 CDI (906.631, 906.633, 906.635, 906.637) (OM 642.993)	Diesel	RWD	2987	135	184	06.06-12.09	*
318 CDI 4x4 (906.631, 906.633, 906.635, 906.637) (OM 642.896)	Diesel	4WD	2987	135	184	02.08-12.09	*
318 CDI 4x4 (906.631, 906.633, 906.635, 906.637) (OM 642.986)	Diesel	4WD	2987	135	184	02.08-12.09	*
318 CDI 4x4 (906.631, 906.633, 906.635, 906.637) (OM 642.992)	Diesel	4WD	2987	135	184	02.08-12.09	*
318 CDI 4x4 (906.631, 906.633, 906.635, 906.637) (OM 642.993)	Diesel	4WD	2987	135	184	02.08-12.09	*
319 CDI / BlueTEC (906.631, 906.633, 906.635, 906.637) (OM 642.896)	Diesel	RWD	2987	140	190	03.09-12.18	*
319 CDI / BlueTEC (906.631, 906.633, 906.635, 906.637) (OM 642.898)	Diesel	RWD	2987	140	190	03.09-12.18	*
319 CDI / BlueTEC (906.631, 906.633, 906.635, 906.637) (OM 642.986)	Diesel	RWD	2987	140	190	03.09-12.18	*
319 CDI / BlueTEC (906.631, 906.633, 906.635, 906.637) (OM 642.992)	Diesel	RWD	2987	140	190	03.09-12.18	*
319 CDI / BlueTEC 4x4 (906.731, 906.733, 906.735) (OM 642.896)	Diesel	4WD	2987	140	190	03.09-12.18	*
319 CDI / BlueTEC 4x4 (906.731, 906.733, 906.735) (OM 642.898)	Diesel	4WD	2987	140	190	03.09-12.18	*
319 CDI / BlueTEC 4x4 (906.731, 906.733, 906.735) (OM 642.986)	Diesel	4WD	2987	140	190	03.09-12.18	*
319 CDI / BlueTEC 4x4 (906.731, 906.733, 906.735) (OM 642.992)	Diesel	4WD	2987	140	190	03.09-12.18	*
SPRINTER II 3.5-Ton. (B906) 06.06-				Bus (Minibus-M2-Segment)			
316 (906.733, 906.735) (M 271.951)	Gasolina	RWD	1796	115	156	09.08-12.18	*
324 (906.733, 906.735) (M 272.979)	Gasolina	RWD	3498	190	258	06.06-12.16	*
316 LGT (M 271.951)	Gasol./Gas (LPG)	RWD	1796	115	156	09.08-12.18	*
316 NGT (906.733) (M 271.951)	Gasol./Gas (CNG)	RWD	1796	115	156	03.09-12.18	*
316 NGT (906.733, 906.735)	Gasol./Gas (CNG)	RWD	1796	115	156	09.08-	*
310 CDI (906.731, 906.733, 906.735) (OM 651.955)	Diesel	RWD	2143	70	95	03.09-12.16	*
310 CDI (906.731, 906.733, 906.735) (OM 651.956)	Diesel	RWD	2143	70	95	03.09-12.16	*
311 CDI (906.731, 906.733, 906.735) (OM 651.955)	Diesel	RWD	2143	84	114	05.16-12.18	*
314 CDI (906.731, 906.733, 906.735) (OM 651.955)	Diesel	RWD	2143	105	143	05.16-12.18	*
314 CDI 4x4 (906.731, 906.733, 906.735) (OM 651.955)	Diesel	4WD	2143	105	143	05.16-12.18	*
315 CDI (906.733) (OM 651.957)	Diesel	RWD	2143	110	150	06.13-09.20	*
316 CDI (906.731, 906.733, 906.735) (OM 651.955)	Diesel	RWD	2143	120	163	08.11-12.18	*
316 CDI (906.731, 906.733, 906.735) (OM 651.957)	Diesel	RWD	2143	120	163	08.11-12.18	*
309 CDI (906.731, 906.733, 906.735)	Diesel	RWD	2148	65	88	04.12-12.19	*
311 CDI (906.731, 906.733, 906.735) (OM 646.985)	Diesel	RWD	2148	80	109	06.06-12.09	*
311 CDI 4x4 (906.731, 906.733, 906.735) (OM 646.985)	Diesel	4WD	2148	80	109	02.08-12.09	*
315 CDI (906.731, 906.733, 906.735) (OM 646.986)	Diesel	RWD	2148	110	150	06.06-12.09	*
315 CDI (906.731, 906.733, 906.735) (OM 646.989)	Diesel	RWD	2148	110	150	06.06-12.09	*
315 CDI (906.731, 906.733, 906.735) (OM 646.990)	Diesel	RWD	2148	110	150	06.06-12.09	*
315 CDI 4x4 (906.731, 906.733, 906.735) (OM 646.986)	Diesel	4WD	2148	110	150	02.08-12.09	*
315 CDI 4x4 (906.731, 906.733, 906.735) (OM 646.989)	Diesel	4WD	2148	110	150	02.08-12.09	*

LISTA DE APLICACIONES - BUYERS GUIDE

315 CDI 4x4 (906.731, 906.733, 906.735) (OM 646.990)	Diesel	4WD	2148	110	150	02.08-12.09	*
318 CDI (906.731, 906.733, 906.735) (OM 642.896)	Diesel	RWD	2987	135	184	02.08-12.09	*
318 CDI (906.731, 906.733, 906.735) (OM 642.986)	Diesel	RWD	2987	135	184	02.08-12.09	*
318 CDI (906.731, 906.733, 906.735) (OM 642.992)	Diesel	RWD	2987	135	184	02.08-12.09	*
318 CDI (906.731, 906.733, 906.735) (OM 642.993)	Diesel	RWD	2987	135	184	02.08-12.09	*
318 CDI 4x4 (906.731, 906.733, 906.735) (OM 642.896)	Diesel	4WD	2987	135	184	02.08-12.09	*
318 CDI 4x4 (906.731, 906.733, 906.735) (OM 642.986)	Diesel	4WD	2987	135	184	02.08-12.09	*
318 CDI 4x4 (906.731, 906.733, 906.735) (OM 642.992)	Diesel	4WD	2987	135	184	02.08-12.09	*
318 CDI 4x4 (906.731, 906.733, 906.735) (OM 642.993)	Diesel	4WD	2987	135	184	02.08-12.09	*
319 CDI / BlueTEC (906.731, 906.733, 906.735) (OM 642.896)	Diesel	RWD	2987	140	190	03.09-12.18	*
319 CDI / BlueTEC (906.731, 906.733, 906.735) (OM 642.898)	Diesel	RWD	2987	140	190	03.09-12.18	*
319 CDI / BlueTEC (906.731, 906.733, 906.735) (OM 642.986)	Diesel	RWD	2987	140	190	03.09-12.18	*
319 CDI / BlueTEC (906.731, 906.733, 906.735) (OM 642.992)	Diesel	RWD	2987	140	190	03.09-12.18	*
SPRINTER II 3.5-Ton. (B906) 06.06-				Caja/Chasis (LCVs-N1 Segment)			
316 (906.133, 906.135, 906.233, 906.235) (M 271.951)	Gasolina	RWD	1796	115	156	09.08-12.18	*
316 NGT (906.133, 906.135, 906.233, 906.235)	Gasolina	FWD	1796	115	156	09.08-	*
324 (906.133, 906.135, 906.233, 906.235, 906.132,... (M 272.979)	Gasolina	RWD	3498	190	258	06.06-12.16	*
316 LGT (906.133, 906.135, 906.233, 906.235) (M 271.951)	Gasol./Gas (LPG)	RWD	1796	115	156	01.11-12.18	*
316 NGT (906.133, 906.135, 906.233, 906.235) (M 271.951)	Gasol./Gas (CNG)	RWD	1796	115	156	09.08-12.18	*
310 CDI (906.131, 906.133, 906.135, 906.231, 906.233,... (OM 651.955)	Diesel	RWD	2143	70	95	03.09-12.16	*
311 CDI (906.131, 906.133, 906.135, 906.231, 906.233,... (OM 651.955)	Diesel	RWD	2143	84	114	05.16-12.18	*
313 CDI (906.131, 906.133, 906.135, 906.231, 906.233,... (OM 651.955)	Diesel	RWD	2143	95	129	06.06-12.16	*
313 CDI (906.131, 906.133, 906.135, 906.231, 906.233,... (OM 651.956)	Diesel	RWD	2143	95	129	06.06-12.16	*
313 CDI 4x4 (906.131, 906.133, 906.135, 906.231, 906.233... (OM 651.955)	Diesel	4WD	2143	95	129	06.06-12.16	*
314 CDI (906.131, 906.133, 906.135, 906.231, 906.233,... (OM 651.955)	Diesel	RWD	2143	105	143	04.16-12.18	*
314 CDI 4x4 (906.131, 906.133, 906.135, 906.231, 906.233... (OM 651.955)	Diesel	4WD	2143	105	143	05.16-12.18	*
316 CDI 4x4 (906.131, 906.133, 906.135, 906.231, 906.233... (OM 651.955)	Diesel	4WD	2143	120	163	03.09-12.18	*
316 CDI 4x4 (906.131, 906.133, 906.135, 906.231, 906.233... (OM 651.957)	Diesel	4WD	2143	120	163	03.09-12.18	*
309 CDI (906.131, 906.133, 906.135, 906.231, 906.233,... (OM 646.984)	Diesel	RWD	2148	65	88	06.06-12.09	*
311 CDI (906.131, 906.133, 906.135, 906.231, 906.233,... (OM 646.985)	Diesel	RWD	2148	80	109	06.06-12.09	*
311 CDI 4x4 (906.131, 906.133, 906.135, 906.231, 906.233... (OM 646.985)	Diesel	4WD	2148	80	109	02.08-12.09	*
313 CDI (906.131, 906.133, 906.135, 906.231, 906.233,... (OM 646.986)	Diesel	RWD	2148	95	129	06.06-05.16	*
315 CDI (906.131, 906.133, 906.135, 906.231, 906.233,... (OM 646.986)	Diesel	RWD	2148	110	150	06.06-12.09	*
315 CDI (906.131, 906.133, 906.135, 906.231, 906.233,... (OM 646.989)	Diesel	RWD	2148	110	150	06.06-12.09	*
315 CDI (906.131, 906.133, 906.135, 906.231, 906.233,... (OM 646.990)	Diesel	RWD	2148	110	150	06.06-12.09	*
315 CDI 4x4 (906.131, 906.133, 906.135, 906.231, 906.233... (OM 646.986)	Diesel	4WD	2148	110	150	02.08-12.09	*

LISTA DE APLICACIONES - BUYERS GUIDE

315 CDI 4x4 (906.131, 906.133, 906.135, 906.231, 906.233,... (OM 646.989)	Diesel	4WD	2148	110	150	02.08-12.09	*
315 CDI 4x4 (906.131, 906.133, 906.135, 906.231, 906.233,... (OM 646.990)	Diesel	4WD	2148	110	150	02.08-12.09	*
318 CDI (906.131, 906.133, 906.135, 906.231, 906.233,... (OM 642.896)	Diesel	RWD	2987	135	184	06.06-12.09	*
318 CDI (906.131, 906.133, 906.135, 906.231, 906.233,... (OM 642.992)	Diesel	RWD	2987	135	184	06.06-12.09	*
318 CDI (906.131, 906.133, 906.135, 906.231, 906.233,... (OM 642.993)	Diesel	RWD	2987	135	184	06.06-12.09	*
318 CDI 4x4 (906.131, 906.133, 906.135, 906.231, 906.233,... (OM 642.896)	Diesel	4WD	2987	135	184	02.08-12.09	*
318 CDI 4x4 (906.131, 906.133, 906.135, 906.231, 906.233,... (OM 642.992)	Diesel	4WD	2987	135	184	02.08-12.09	*
318 CDI 4x4 (906.131, 906.133, 906.135, 906.231, 906.233,... (OM 642.993)	Diesel	4WD	2987	135	184	02.08-12.09	*
319 CDI / BlueTEC (906.131, 906.133, 906.135, 906.231,... (OM 642.896)	Diesel	RWD	2987	140	190	03.09-12.18	*
319 CDI / BlueTEC (906.131, 906.133, 906.135, 906.231,... (OM 642.898)	Diesel	RWD	2987	140	190	03.09-12.18	*
319 CDI / BlueTEC (906.131, 906.133, 906.135, 906.231,... (OM 642.992)	Diesel	RWD	2987	140	190	03.09-12.18	*
SPRINTER II 4,6-Ton. (B906) 06.06-					[CAMBIADO]:Furgón (LCVs-N1 Segment)		
424 (906.655, 906.657, 906.653) (M 272.979)	Gasolina	RWD	3498	190	258	06.06-12.16	*
411 CDI (906.653, 906.655, 906.657)	Diesel	RWD	2143	84	114	04.16-12.18	*
413 CDI (906.653, 906.655, 906.657) (OM 651.955)	Diesel	RWD	2143	95	129	06.06-12.16	*
413 CDI (906.653, 906.655, 906.657) (OM 651.956)	Diesel	RWD	2143	95	129	06.06-12.16	*
414 CDI (906.653, 906.655, 906.657) (OM 651.955)	Diesel	RWD	2143	105	143	05.16-12.18	*
414 CDI 4x4 (906.653, 906.655, 906.657) (OM 651.955)	Diesel	4WD	2143	105	143	05.16-12.18	*
416 CDI (906.653, 906.655, 906.657, 906.633, 906.635,... (OM 651.955)	Diesel	RWD	2143	120	163	03.09-12.18	*
416 CDI (906.653, 906.655, 906.657, 906.633, 906.635,... (OM 651.957)	Diesel	RWD	2143	120	163	03.09-12.18	*
416 CDI 4x4 (906.655, 906.657) (OM 651.955)	Diesel	4WD	2143	120	163	11.13-12.18	*
416 CDI 4x4 (906.655, 906.657) (OM 651.957)	Diesel	4WD	2143	120	163	11.13-12.18	*
411 CDI (906.653, 906.655, 906.657) (OM 646.985)	Diesel	RWD	2148	80	109	06.09-12.18	*
413 CDI (906.653, 906.655, 906.657)	Diesel	RWD	2148	95	129	06.06-05.16	*
419 CDI (906.653, 906.655, 906.657) (OM 642.896)	Diesel	RWD	2987	140	190	03.09-12.18	*
419 CDI (906.653, 906.655, 906.657) (OM 642.992)	Diesel	RWD	2987	140	190	03.09-12.18	*
SPRINTER II 4,6-Ton. (B906) 06.06-					Bus (Minibus-M2-Segment)		
415 CDI (906.653)	Diesel	RWD	2143	110	150	06.06-09.20	*
SPRINTER II 4,6-Ton. (B906) 06.06-					Caja/Chasis (LCVs-N1 Segment)		
424 (906.153, 906.155, 906.253, 906.255) (M 272.979)	Gasolina	RWD	3498	190	258	06.06-12.16	*
411 CDI (906.153, 906.155, 906.253, 906.255) (OM 651.955)	Diesel	RWD	2143	84	114	04.16-12.18	*
413 CDI (906.153, 906.155, 906.253, 906.255) (OM 651.955)	Diesel	RWD	2143	95	129	06.06-12.16	*
414 CDI (906.153, 906.155, 906.253, 906.255)	Diesel	RWD	2143	105	143	05.16-12.18	*
415 CDI (906.155)	Diesel	RWD	2143	110	150	01.12-09.20	*
416 CDI (906.153, 906.155, 906.253, 906.255) (OM 651.955)	Diesel	RWD	2143	120	163	03.09-12.18	*
416 CDI (906.153, 906.155, 906.253, 906.255) (OM 651.957)	Diesel	RWD	2143	120	163	03.09-12.18	*
411 CDI (906.153, 906.155, 906.253, 906.255) (OM 646.985)	Diesel	RWD	2148	80	109	06.09-12.18	*
413 CDI (906.153, 906.155, 906.253, 906.255)	Diesel	RWD	2148	95	129	06.06-05.16	*
415 CDI (906.153, 906.155, 906.253, 906.255) (OM 646.986)	Diesel	RWD	2148	110	150	06.06-12.09	*
415 CDI (906.153, 906.155, 906.253, 906.255) (OM 646.989)	Diesel	RWD	2148	110	150	06.06-12.09	*

LISTA DE APLICACIONES - BUYERS GUIDE

415 CDI (906.153, 906.155, 906.253, 906.255) (OM 646.990)	Diesel	RWD	2148	110	150	06.06-12.09	*
418 CDI (906.153, 906.155, 906.253, 906.255) (OM 642.896)	Diesel	RWD	2987	135	184	06.06-12.09	*
418 CDI (906.153, 906.155, 906.253, 906.255) (OM 642.986)	Diesel	RWD	2987	135	184	06.06-12.09	*
418 CDI (906.153, 906.155, 906.253, 906.255) (OM 642.992)	Diesel	RWD	2987	135	184	06.06-12.09	*
418 CDI (906.153, 906.155, 906.253, 906.255) (OM 642.993)	Diesel	RWD	2987	135	184	06.06-12.09	*
419 CDI (906.153, 906.155, 906.253, 906.255) (OM 642.896)	Diesel	RWD	2987	140	190	03.09-12.18	*
419 CDI (906.153, 906.155, 906.253, 906.255) (OM 642.898)	Diesel	RWD	2987	140	190	03.09-12.18	*
419 CDI (906.153, 906.155, 906.253, 906.255) (OM 642.986)	Diesel	RWD	2987	140	190	03.09-12.18	*
419 CDI (906.153, 906.155, 906.253, 906.255) (OM 642.992)	Diesel	RWD	2987	140	190	03.09-12.18	*
SPRINTER II 5-Ton. (B906) 06.06-				[CAMBIADO]:Furgón (LCVs-N1 Segment)			
516 (M 271.951)	Gasolina	RWD	1796	115	156	03.09-12.18	*
524 (906.653, 906.655, 906.657) (M 272.979)	Gasolina	RWD	3498	190	258	06.06-12.16	*
516 NGT (906.655)	Gasol./Gas (CNG)	RWD	1796	115	156	03.09-12.18	*
510 CDI (906.653, 906.655, 906.657) (OM 651.955)	Diesel	RWD	2143	70	95	03.09-12.16	*
511 CDI (906.653, 906.655, 906.657) (OM 651.955)	Diesel	RWD	2143	84	114	05.16-12.18	*
513 CDI (906.653, 906.655, 906.657) (OM 651.955)	Diesel	RWD	2143	95	129	06.06-12.16	*
513 CDI (906.653, 906.655, 906.657) (OM 651.957)	Diesel	RWD	2143	95	129	06.06-12.16	*
513 CDI 4x4 (906.653, 906.655, 906.657) (OM 651.955)	Diesel	4WD	2143	95	129	03.09-12.16	*
513 CDI 4x4 (906.653, 906.655, 906.657) (OM 651.957)	Diesel	4WD	2143	95	129	03.09-12.16	*
514 CDI (906.653, 906.655, 906.657) (OM 651.955)	Diesel	RWD	2143	105	143	05.16-12.18	*
514 CDI 4x4 (906.653, 906.655, 906.657) (OM 651.955)	Diesel	4WD	2143	105	143	05.16-12.18	*
515 CDI (906.655, 906.657)	Diesel	RWD	2143	110	150	06.11-09.20	*
516 CDI (906.653, 906.655, 906.657) (OM 651.955)	Diesel	RWD	2143	120	163	03.09-12.18	*
516 CDI (906.653, 906.655, 906.657) (OM 651.957)	Diesel	RWD	2143	120	163	03.09-12.18	*
516 CDI 4x4 (906.653, 906.655, 906.657) (OM 651.955)	Diesel	4WD	2143	120	163	03.09-12.18	*
516 CDI 4x4 (906.653, 906.655, 906.657) (OM 651.957)	Diesel	4WD	2143	120	163	03.09-12.18	*
509 CDI (906.653, 906.655, 906.657) (OM 646.984)	Diesel	RWD	2148	65	88	06.06-12.09	*
511 CDI (906.653, 906.655, 906.657) (OM 646.985)	Diesel	RWD	2148	80	109	06.06-12.09	*
511 CDI 4x4 (906.653, 906.655, 906.657) (OM 646.985)	Diesel	4WD	2148	80	109	06.06-12.09	*
513 CDI (906.653, 906.655, 906.657) (OM 646.986)	Diesel	RWD	2148	95	129	03.09-05.16	*
515 CDI (906.653, 906.655, 906.657) (OM 646.986)	Diesel	RWD	2148	110	150	06.06-12.09	*
515 CDI (906.653, 906.655, 906.657) (OM 646.989)	Diesel	RWD	2148	110	150	06.06-12.09	*
515 CDI (906.653, 906.655, 906.657) (OM 646.990)	Diesel	RWD	2148	110	150	06.06-12.09	*
515 CDI 4x4 (906.653, 906.655, 906.657) (OM 646.986)	Diesel	4WD	2148	110	150	06.06-12.09	*
515 CDI 4x4 (906.653, 906.655, 906.657) (OM 646.989)	Diesel	4WD	2148	110	150	06.06-12.09	*
515 CDI 4x4 (906.653, 906.655, 906.657) (OM 646.990)	Diesel	4WD	2148	110	150	06.06-12.09	*
518 CDI (906.653, 906.655, 906.657) (OM 642.896)	Diesel	RWD	2987	135	184	06.06-12.09	*
518 CDI (906.653, 906.655, 906.657) (OM 642.986)	Diesel	RWD	2987	135	184	06.06-12.09	*
518 CDI (906.653, 906.655, 906.657) (OM 642.992)	Diesel	RWD	2987	135	184	06.06-12.09	*
518 CDI (906.653, 906.655, 906.657) (OM 642.993)	Diesel	RWD	2987	135	184	06.06-12.09	*
518 CDI 4x4 (906.653, 906.655, 906.657) (OM 642.896)	Diesel	4WD	2987	135	184	06.06-12.16	*

LISTA DE APLICACIONES - BUYERS GUIDE

518 CDI 4x4 (906.653, 906.655, 906.657) (OM 642.986)	Diesel	4WD	2987	135	184	06.06-12.16	*
518 CDI 4x4 (906.653, 906.655, 906.657) (OM 642.992)	Diesel	4WD	2987	135	184	06.06-12.16	*
518 CDI 4x4 (906.653, 906.655, 906.657) (OM 642.993)	Diesel	4WD	2987	135	184	06.06-12.16	*
519 CDI / BlueTEC (906.653, 906.655, 906.657) (OM 642.896)	Diesel	RWD	2987	140	190	03.09-12.18	*
519 CDI / BlueTEC (906.653, 906.655, 906.657) (OM 642.898)	Diesel	RWD	2987	140	190	03.09-12.18	*
519 CDI / BlueTEC (906.653, 906.655, 906.657) (OM 642.986)	Diesel	RWD	2987	140	190	03.09-12.18	*
519 CDI / BlueTEC (906.653, 906.655, 906.657) (OM 642.992)	Diesel	RWD	2987	140	190	03.09-12.18	*
519 CDI / BlueTEC 4x4 (906.653, 906.655, 906.657) (OM 642.896)	Diesel	4WD	2987	140	190	03.09-12.18	*
519 CDI / BlueTEC 4x4 (906.653, 906.655, 906.657) (OM 642.898)	Diesel	4WD	2987	140	190	03.09-12.18	*
519 CDI / BlueTEC 4x4 (906.653, 906.655, 906.657) (OM 642.986)	Diesel	4WD	2987	140	190	03.09-12.18	*
519 CDI / BlueTEC 4x4 (906.653, 906.655, 906.657) (OM 642.992)	Diesel	4WD	2987	140	190	03.09-12.18	*
SPRINTER II 5-Ton. (B906) 06.06-				Bus (Minibus-M2-Segment)			
513 CDI (906.655, 906.657) (OM 651.955)	Diesel	RWD	2143	95	129	03.09-12.16	*
515 CDI (906.655, 906.657) (OM 651.957)	Diesel	RWD	2143	110	150	06.06-09.20	*
516 CDI (906.655, 906.657) (OM 651.955)	Diesel	RWD	2143	120	163	03.09-12.18	*
519 CDI (906.655, 906.657) (OM 642.896)	Diesel	RWD	2987	140	190	03.09-12.18	*
SPRINTER II 5-Ton. (B906) 06.06-				Caja/Chasis (LCVs-N1 Segment)			
516 (906.153, 906.155, 906.253, 906.255) (M 271.951)	Gasolina	RWD	1796	115	156	09.08-12.18	*
516 NGT	Gasolina	FWD	1796	115	156	09.08-	*
524 (906.153, 906.155, 906.253, 906.255) (M 272.979)	Gasolina	RWD	3498	190	258	06.06-12.16	*
516 NGT (906.153, 906.155, 906.253, 906.255) (M 271.951)	Gasol./Gas (CNG)	RWD	1796	115	156	09.08-12.18	*
510 CDI (906.153, 906.155, 906.253, 906.255) (OM 651.955)	Diesel	RWD	2143	70	95	03.09-12.16	*
511 CDI (906.153, 906.155, 906.253, 906.255) (OM 651.955)	Diesel	RWD	2143	84	114	05.16-12.18	*
513 CDI (906.155, 906.253, 906.255, 906.153) (OM 651.955)	Diesel	RWD	2143	95	129	06.06-12.16	*
513 CDI (906.155, 906.253, 906.255, 906.153) (OM 651.957)	Diesel	RWD	2143	95	129	06.06-12.16	*
514 CDI (906.153, 906.155, 906.253, 906.255) (OM 651.955)	Diesel	RWD	2143	105	143	05.16-12.18	*
514 CDI 4x4 (906.153, 906.155, 906.253, 906.255) (OM 651.955)	Diesel	4WD	2143	105	143	05.16-12.18	*
515 CDI (906.155)	Diesel	RWD	2143	110	150	06.11-09.20	*
516 CDI (906.153, 906.155, 906.253, 906.255) (OM 651.955)	Diesel	RWD	2143	120	163	03.09-12.18	*
516 CDI (906.153, 906.155, 906.253, 906.255) (OM 651.957)	Diesel	RWD	2143	120	163	03.09-12.18	*
509 CDI (906.153, 906.155, 906.253, 906.255) (OM 646.984)	Diesel	RWD	2148	65	88	06.06-12.09	*
511 CDI (906.153, 906.155, 906.253, 906.255) (OM 646.985)	Diesel	RWD	2148	80	109	06.06-12.09	*
511 CDI 4x4 (906.155, 906.253, 906.255) (OM 646.985)	Diesel	4WD	2148	80	109	06.06-12.09	*
513 CDI (906.155, 906.253, 906.255, 906.153) (OM 646.986)	Diesel	RWD	2148	95	129	03.09-05.16	*
515 CDI (906.153, 906.155, 906.253, 906.255) (OM 646.986)	Diesel	RWD	2148	110	150	06.06-12.09	*
515 CDI (906.153, 906.155, 906.253, 906.255) (OM 646.989)	Diesel	RWD	2148	110	150	06.06-12.09	*
515 CDI (906.153, 906.155, 906.253, 906.255) (OM 646.990)	Diesel	RWD	2148	110	150	06.06-12.09	*

LISTA DE APLICACIONES - BUYERS GUIDE

515 CDI 4x4 (906.153, 906.155, 906.253, 906.255) (OM 646.986)	Diesel	4WD	2148	110	150	06.06-12.09	*
515 CDI 4x4 (906.153, 906.155, 906.253, 906.255) (OM 646.989)	Diesel	4WD	2148	110	150	06.06-12.09	*
515 CDI 4x4 (906.153, 906.155, 906.253, 906.255) (OM 646.990)	Diesel	4WD	2148	110	150	06.06-12.09	*
518 CDI (906.153, 906.155, 906.253, 906.255) (OM 642.896)	Diesel	RWD	2987	135	184	06.06-12.09	*
518 CDI (906.153, 906.155, 906.253, 906.255) (OM 642.986)	Diesel	RWD	2987	135	184	06.06-12.09	*
518 CDI (906.153, 906.155, 906.253, 906.255) (OM 642.992)	Diesel	RWD	2987	135	184	06.06-12.09	*
518 CDI (906.153, 906.155, 906.253, 906.255) (OM 642.993)	Diesel	RWD	2987	135	184	06.06-12.09	*
518 CDI 4x4 (906.153, 906.155, 906.253, 906.255) (OM 642.896)	Diesel	4WD	2987	135	184	06.06-12.09	*
518 CDI 4x4 (906.153, 906.155, 906.253, 906.255) (OM 642.986)	Diesel	4WD	2987	135	184	06.06-12.09	*
518 CDI 4x4 (906.153, 906.155, 906.253, 906.255) (OM 642.992)	Diesel	4WD	2987	135	184	06.06-12.09	*
518 CDI 4x4 (906.153, 906.155, 906.253, 906.255) (OM 642.993)	Diesel	4WD	2987	135	184	06.06-12.09	*
519 CDI / BlueTEC (906.153, 906.155, 906.253, 906.255) (OM 642.896)	Diesel	RWD	2987	140	190	03.09-12.18	*
519 CDI / BlueTEC (906.153, 906.155, 906.253, 906.255) (OM 642.898)	Diesel	RWD	2987	140	190	03.09-12.18	*
519 CDI / BlueTEC (906.153, 906.155, 906.253, 906.255) (OM 642.986)	Diesel	RWD	2987	140	190	03.09-12.18	*
519 CDI / BlueTEC (906.153, 906.155, 906.253, 906.255) (OM 642.992)	Diesel	RWD	2987	140	190	03.09-12.18	*
519 CDI / BlueTEC 4x4 (906.653, 906.655, 906.657) (OM 642.896)	Diesel	4WD	2987	140	190	03.09-12.18	*
519 CDI / BlueTEC 4x4 (906.653, 906.655, 906.657) (OM 642.898)	Diesel	4WD	2987	140	190	03.09-12.18	*
519 CDI / BlueTEC 4x4 (906.653, 906.655, 906.657) (OM 642.986)	Diesel	4WD	2987	140	190	03.09-12.18	*
519 CDI / BlueTEC 4x4 (906.653, 906.655, 906.657) (OM 642.992)	Diesel	4WD	2987	140	190	03.09-12.18	*
SPRINTER III 3-Ton. (B910) 02.18-				[CAMBIADO]:Furgón (LCVs-N1 Segment)			
211 CDI (910.621, 910.623)	Diesel	FWD	1950	84	114	10.21-05.25	*
215 CDI (910.621, 910.623)	Diesel	FWD	1950	110	150	10.21-05.25	*
SPRINTER III 3-Ton. (B910, B907) 02.18-				Caja/Chasis (LCVs-N1 Segment)			
211 CDI (910.121, 910.123)	Diesel	FWD	1950	84	114	10.21-	*
215 CDI (910.121, 910.123)	Diesel	FWD	1950	110	150	10.21-	*
SPRINTER III 3-Ton. Tourer (B907) 02.18-				Bus (Minibus-M2-Segment)			
211 CDI (907.721, 907.723)	Diesel	RWD	1950	84	114	10.21-	*
215 CDI (907.721, 907.723)	Diesel	RWD	1950	110	150	10.21-	*
217 CDI (907.721, 907.723)	Diesel	RWD	1950	125	170	10.21-	*
216 CDi (907.721, 907.723)	Diesel	RWD	2143	120	163	02.18-12.21	*
SPRINTER III 3,5-Ton. (B907, B910) 02.18-				[CAMBIADO]:Furgón (LCVs-N1 Segment)			
311 CDI (910.631, 910.633)	Diesel	FWD	1950	84	114	10.21-05.25	*
315 CDI (910.631, 910.633)	Diesel	FWD	1950	110	150	10.21-05.25	*
317 CDI (910.633)	Diesel	FWD	1950	125	170	03.22-05.25	*
319 CDI A las 4 ruedas (907.733)	Diesel	4WD	1950	140	190	10.21-	*
319 CDI RWD (907.633, 907.635, 907.637)	Diesel	RWD	1950	140	190	10.21-	*
SPRINTER III 3,5-Ton. (B907, B910) 02.18-				Caja/Chasis (LCVs-N1 Segment)			
311 CDI (910.131, 910.133)	Diesel	FWD	1950	84	114	10.21-	*
315 CDI (910.030)	Diesel	FWD	1950	110	150	06.20-	*
315 CDI (910.131, 910.133)	Diesel	FWD	1950	110	150	10.21-	*
317 CDI (910.030)	Diesel	FWD	1950	125	170	06.20-	*

LISTA DE APLICACIONES - BUYERS GUIDE

319 CDI A las 4 ruedas (907.733)	Diesel	4WD	1950	140	190	10.21-	*
319 CDI RWD (907.133, 907.135, 907.233, 907.235)	Diesel	RWD	1950	140	190	10.21-	*
317 CDI (910.030)	Diesel	FWD	2143	125	170	02.18-12.21	*
318 CDI (910.030)	Diesel	FWD	2143	130	177	02.18-12.21	*
SPRINTER III 3,5-Ton. Tourer (B907) 02.18-				Bus (Minibus-M2-Segment)			
311 CDI (907.731, 907.733, 907.735)	Diesel	RWD	1950	84	114	10.21-	*
315 CDI (907.731, 907.733, 907.735)	Diesel	RWD	1950	110	150	10.21-	*
317 CDI (907.731, 907.733, 907.735)	Diesel	RWD	1950	125	170	10.21-	*
319 CDI (907.733, 907.735)	Diesel	RWD	1950	140	190	10.21-	*
319 CDI A las 4 ruedas (907.733)	Diesel	4WD	1950	140	190	10.21-	*
SPRINTER III 4-Ton. (B907, B910) 02.18-				[CAMBIADO]:Furgón (LCVs-N1 Segment)			
411 CDI RWD (907.641, 907.643, 907.645, 907.647)	Diesel	RWD	1950	84	114	10.21-	*
415 CDI (910.641, 910.643)	Diesel	FWD	1950	110	150	10.21-05.25	*
415 CDI RWD (907.641, 907.643, 907.645, 907.647)	Diesel	RWD	1950	110	150	10.21-	*
419 CDI A las 4 ruedas (907.643, 907.645, 907.647)	Diesel	4WD	1950	140	190	10.21-	*
419 CDI RWD (907.643, 907.645, 907.647)	Diesel	RWD	1950	140	190	10.21-	*
SPRINTER III 4-Ton. (B907, B910) 02.18-				Caja/Chasis (LCVs-N1 Segment)			
411 CDI RWD (907.141, 907.143, 907.145, 907.241, 907.243...)	Diesel	RWD	1950	84	114	10.21-	*
415 CDI (910.040)	Diesel	FWD	1950	110	150	06.20-	*
415 CDI (910.141, 910.143)	Diesel	FWD	1950	110	150	10.21-	*
415 CDI RWD (907.141, 907.143, 907.145, 907.241, 907.243...)	Diesel	RWD	1950	110	150	10.21-	*
417 CDI (910.040)	Diesel	FWD	1950	125	170	06.20-	*
417 CDI RWD (907.141, 907.143, 907.145, 907.241, 907.243...)	Diesel	RWD	1950	125	170	10.21-	*
419 CDI A las 4 ruedas (907.643, 907.645, 907.647)	Diesel	4WD	1950	140	190	10.21-	* *
419 CDI RWD (907.143, 907.145, 907.243, 907.245)	Diesel	RWD	1950	140	190	10.21-	* *
411 CDI (910.143, 910.141)	Diesel	FWD	2143	84	114	02.18-12.21	*
417 CDI (910.040)	Diesel	FWD	2143	125	170	02.18-12.21	*
418 CDI (910.040)	Diesel	FWD	2143	130	177	02.18-12.21	*
SPRINTER III 4-Ton. Tourer (B907) 02.18-				Bus (Minibus-M2-Segment)			
417 CDI (907.743, 907.745, 907.843, 907.741) (OM 654.920)	Diesel	RWD	1950	125	170	01.22-	*
411 CDI (907.741, 907.743, 907.745)	Diesel	RWD	2143	84	114	02.18-12.21	*
414 CDI (907.741, 907.743, 907.745)	Diesel	RWD	2143	105	143	09.19-12.21	*
416 CDI (907.843, 907.743, 907.745)	Diesel	RWD	2143	120	163	04.19-12.21	*
419 CDI (907.743, 907.745)	Diesel	RWD	2987	140	190	02.18-12.21	*
SPRINTER III 5-Ton. (B907) 02.18-				[CAMBIADO]:Furgón (LCVs-N1 Segment)			
515 CDI (907.653, 907.655, 907.657)	Diesel	RWD	1950	110	150	10.21-	*
517 CDI (907.653, 907.655, 907.657)	Diesel	RWD	1950	125	170	06.20-	*
519 CDI (907.653, 907.655, 907.657)	Diesel	RWD	1950	140	190	10.21-	*
519 CDI A las 4 ruedas (907.653, 907.655, 907.657)	Diesel	4WD	1950	140	190	10.21-	*
511 CDI (907.653, 907.655, 907.657) (OM 651.958)	Diesel	RWD	2143	84	114	02.18-12.21	*
514 CDI (907.653, 907.655, 907.657) (OM 651.958)	Diesel	RWD	2143	105	143	02.18-12.21	*
516 CDI (907.653, 907.655, 907.657) (OM 651.958)	Diesel	RWD	2143	120	163	02.18-12.21	*
516 CDI A las 4 ruedas (907.653, 907.655, 907.657) (OM 651.958)	Diesel	4WD	2143	120	163	01.19-12.21	*
519 CDI (907.653, 907.655, 907.657) (OM 642.899)	Diesel	RWD	2987	140	190	02.18-12.21	*
519 CDI A las 4 ruedas (907.653, 907.655, 907.657) (OM 642.899)	Diesel	4WD	2987	140	190	01.19-12.21	*

LISTA DE APLICACIONES - BUYERS GUIDE

SPRINTER III 5-Ton. (B907) 02.18-					Caja/Chasis (LCVs-N1 Segment)			
515 CDI RWD (907.153, 907.155, 907.253, 907.255)	Diesel	RWD	1950		110	150	10.21-	*
517 CDI RWD (907.153, 907.155, 907.253, 907.255)	Diesel	RWD	1950		125	170	01.22-	*
519 CDI A las 4 ruedas (907.653, 907.655, 907.657)	Diesel	4WD	1950		140	190	10.21-	*
519 CDI RWD (907.153, 907.155, 907.253, 907.255)	Diesel	RWD	1950		140	190	10.21-	*
511 CDI (907.153, 907.155, 907.253, 907.255) (OM 651.958)	Diesel	RWD	2143		84	114	02.18-12.21	*
514 CDI (907.153, 907.155, 907.253, 907.255) (OM 651.958)	Diesel	RWD	2143		105	143	02.18-12.21	*
516 CDI (907.153, 907.155, 907.253, 907.255) (OM 651.958)	Diesel	RWD	2143		120	163	02.18-12.21	*
516 CDI A las 4 ruedas (907.653, 907.655, 907.657) (OM 651.958)	Diesel	4WD	2143		120	163	01.19-12.21	*
519 CDI (907.153, 907.155, 907.253, 907.255) (OM 642.899)	Diesel	RWD	2987		140	190	02.18-12.21	*
519 CDI A las 4 ruedas (907.653, 907.655, 907.657) (OM 642.899)	Diesel	4WD	2987		140	190	01.19-12.21	*
SPRINTER III 5-Ton. Tourer (B907) 09.19-					Bus (Minibus-M2-Segment)			
516 CDI (907.855, 907.857)	Diesel	RWD	2143		120	163	09.19-12.23	*
V-Class III (W447) 03.14-					Bus (Minibus-M2-Segment)			
V 250 (447.813, 447.815) (M 274.920)	Gasolina	RWD	1991		155	211	03.14-	* *
V 220 CDI / d (447.811, 447.813, 447.815) (OM 654.920)	Diesel	RWD	1950		120	163	03.19-	* *
V 220 CDI / d 4-matic (447.811, 447.813, 447.815) (OM 654.920)	Diesel	4WD	1950		120	163	03.19-	* *
V 250 CDI / d (447.811, 447.813, 447.815) (OM 654.920)	Diesel	RWD	1950		140	190	03.19-	* *
V 250 CDI / d 4-matic (447.811, 447.813) (OM 654.920)	Diesel	4WD	1950		140	190	03.19-	* *
V 300 CDI / d (447.811, 447.813, 447.815)	Diesel	RWD	1950		174	237	01.21-	* *
V 300 CDI / d 4-matic (447.811, 447.813)	Diesel	4WD	1950		174	237	01.21-	* *
V 300 CDI / d (447.811, 447.813, 447.815) (OM 654.920)	Diesel	RWD	1950		176	239	03.19-12.20	* *
V 300 CDI / d 4-matic (447.811, 447.813) (OM 654.920)	Diesel	4WD	1950		176	239	03.19-12.20	* *
V 200 CDI / d (447.811, 447.813, 447.815) (OM 651.950)	Diesel	RWD	2143		100	136	03.14-	* *
V 200 CDI / d 4-matic (447.811, 447.813, 447.815) (OM 651.950)	Diesel	4WD	2143		100	136	04.15-	* *
V 220 CDI / d (447.811, 447.813, 447.815) (OM 651.950)	Diesel	RWD	2143		120	163	03.14-	* *
V 220 CDI / d 4-matic (447.811, 447.813, 447.815) (OM 651.950)	Diesel	4WD	2143		120	163	03.15-	* *
V 250 BlueTEC / d (447.811, 447.813, 447.815) (OM 651.950)	Diesel	RWD	2143		140	190	03.14-	* *
V 250 BlueTEC / d 4-matic (447.811, 447.813, 447.815) (OM 651.950)	Diesel	4WD	2143		140	190	12.14-	* *
VIANO II (W639) 09.03-					Bus (Minibus-M2-Segment)			
3.2 (639.711, 639.811, 639.813) (M 112.951)	Gasolina	RWD	3199		140	190	09.03-	*
3.2 (639.713, 639.813, 639.815) (M 112.951)	Gasolina	RWD	3199		160	218	09.03-	*
3.5 (639.811, 639.813, 639.815) (M 272.978)	Gasolina	RWD	3498		190	258	09.07-	*
3.7 (639.815) (M 112.976)	Gasolina	RWD	3724		170	231	06.04-	*
CDI 2.2 (639.711, 639.713, 639.811, 639.813, 639.815)	Diesel	RWD	2143		70	95	09.10-	*
CDI 2.2 (639.811, 639.813, 639.815, 639.711, 639.713) (OM 651.940)	Diesel	RWD	2143		110	150	01.14-	*
CDI 2.2 (639.711, 639.713, 639.811, 639.813, 639.815) (OM 646.982)	Diesel	RWD	2148		80	109	09.03-	*
CDI 2.2 4-matic (639.713) (OM 646.982)	Diesel	4WD	2148		80	109	07.05-	*
CDI 2.2 (639.711, 639.713, 639.811, 639.813, 639.815) (OM 646.982)	Diesel	RWD	2148		85	116	08.05-	*
CDI 2.2 4-matic (639.713) (OM 646.982)	Diesel	4WD	2148		85	116	03.06-	*

LISTA DE APLICACIONES - BUYERS GUIDE

CDI 2.2 (639.711, 639.713, 639.811, 639.813, 639.815) (OM 646.980)	Diesel	RWD	2148	110	150	09.03-	*
CDI 2.2 (639.711, 639.713, 639.811, 639.813, 639.815) (OM 646.982)	Diesel	RWD	2148	110	150	09.03-	*
CDI 2.2 4-matic (639.713) (OM 646.982)	Diesel	4WD	2148	110	150	07.05-	*
CDI 3.0 (639.811, 639.813, 639.815) (OM 642.990)	Diesel	RWD	2987	150	204	02.06-	*
VITO II (W639) 09.03-				Bus (Minibus-M2-Segment)			
119 (639.701, 639.703, 639.705) (M 112.951)	Gasolina	RWD	3199	140	190	09.03-	*
122 (639.701, 639.703, 639.705) (M 112.951)	Gasolina	RWD	3199	160	218	09.03-	*
126 (639.701, 639.703, 639.705) (M 272.978)	Gasolina	RWD	3498	190	258	09.07-	*
123 (639.701) (M 112.976)	Gasolina	RWD	3724	170	231	06.04-07.08	*
115 CDI (639.701, 639.703, 639.705)	Diesel	RWD	2143	110	150	05.12-02.15	*
109 CDI (639.701, 639.703, 639.705) (OM 646.983)	Diesel	RWD	2148	65	88	09.03-	*
109 CDI (639.701, 639.703, 639.705) (OM 646.980)	Diesel	RWD	2148	70	95	09.06-	*
109 CDI 4x4 (639.701) (OM 646.981)	Diesel	4WD	2148	70	95	09.07-08.14	*
111 CDI (639.701, 639.703, 639.705) (OM 646.982)	Diesel	RWD	2148	80	109	09.03-	*
111 CDI 4x4 (639.701, 639.703, 639.705) (OM 646.982)	Diesel	4WD	2148	80	109	09.07-08.14	*
111 CDI (639.701, 639.703, 639.705) (OM 646.980)	Diesel	RWD	2148	85	116	09.07-	*
115 CDI (639.701, 639.703, 639.705) (OM 646.980)	Diesel	RWD	2148	110	150	09.03-	*
115 CDI (639.701, 639.703, 639.705) (OM 646.982)	Diesel	RWD	2148	110	150	09.03-	*
115 CDI 4x4 (639.701, 639.705) (OM 646.982)	Diesel	4WD	2148	110	150	09.07-08.14	*
120 CDI (639.701, 639.703, 639.705) (OM 642.990)	Diesel	RWD	2987	150	204	07.06-	*
VITO II / MIXTO (W639) 08.03-				[CAMBIADO]:Furgón (LCVs-N1 Segment)			
119 (639.601, 639.603, 639.605) (M 112.951)	Gasolina	RWD	3199	140	190	09.03-	*
122 (639.601, 639.603, 639.605) (M 112.951)	Gasolina	RWD	3199	160	218	09.03-	*
126 (639.601, 639.603, 639.605) (M 272.978)	Gasolina	RWD	3498	190	258	09.07-	*
123 (639.601) (M 112.976)	Gasolina	RWD	3724	170	231	06.04-07.08	*
E-CELL (639.601, 639.603, 639.605) (EM 780.994)	Eléctrico	FWD		60	82	03.12-	*
111 CDI (639.601, 639.603, 639.605)	Diesel	RWD	2143	85	116	05.12-02.15	*
113 CDI 4x4 (639.601, 639.603, 639.605) (OM 651.940)	Diesel	4WD	2143	100	136	09.10-	*
115 CDI (639.605, 639.601, 639.603) (OM 651.940)	Diesel	RWD	2143	110	150	05.12-02.15	*
116 CDI 4x4 (639.601, 639.603, 639.605) (OM 651.940)	Diesel	4WD	2143	120	163	09.10-	*
109 CDI (639.601, 639.603, 639.605) (OM 646.983)	Diesel	RWD	2148	65	88	09.03-	*
109 CDI (639.601, 639.603, 639.605) (OM 646.980)	Diesel	RWD	2148	70	95	08.06-	*
109 CDI (639.601, 639.603, 639.605) (OM 646.981)	Diesel	RWD	2148	70	95	08.06-	*
111 CDI (639.601, 639.603, 639.605) (OM 646.982)	Diesel	RWD	2148	80	109	09.03-	*
111 CDI 4x4 (639.601, 639.603, 639.605) (OM 646.982)	Diesel	4WD	2148	80	109	09.07-	*
111 CDI (639.601, 639.603, 639.605) (OM 646.980)	Diesel	RWD	2148	85	116	09.07-	*
111 CDI (639.601, 639.603, 639.605) (OM 646.982)	Diesel	RWD	2148	85	116	09.07-	*
115 CDI (639.601, 639.603, 639.605) (OM 646.980)	Diesel	RWD	2148	110	150	09.03-	*
115 CDI (639.601, 639.603, 639.605) (OM 646.982)	Diesel	RWD	2148	110	150	09.03-	*
115 CDI 4x4 (639.601, 639.603, 639.605) (OM 646.982)	Diesel	4WD	2148	110	150	07.06-	*
120 CDI (639.601, 639.603, 639.605) (OM 642.990)	Diesel	RWD	2987	150	204	07.06-	*
122 CDI (639.601, 639.603, 639.605) (OM 642.890)	Diesel	RWD	2987	165	224	09.10-	*
VITO III (W447) 10.14-				[CAMBIADO]:Furgón (LCVs-N1 Segment)			
2.0 (447.603, 447.605) (M 274.920)	Gasolina	RWD	1991	155	211	09.15-	* *
eVITO (447.603, 447.605) (EM 780.701)	Eléctrico	FWD		85	116	03.19-	* *
109 CDI (447.601, 447.603, 447.605) (OM 622.951)	Diesel	FWD	1598	65	88	10.14-	* *
111 CDI (447.601, 447.603, 447.605) (OM 622.951)	Diesel	FWD	1598	84	114	10.14-	* *

LISTA DE APLICACIONES - BUYERS GUIDE

110 CDI (447.601, 447.603, 447.605) (OM 622.851)	Diesel	FWD	1749	75	102	09.19-	*	*
114 CDI (447.601, 447.603, 447.605) (OM 622.851)	Diesel	FWD	1749	100	136	09.19-	*	*
110 CDI (447.601, 447.603, 447.605)	Diesel	RWD	1950	75	102	10.21-	*	*
114 CDI (447.601, 447.603, 447.605) (OM 654.920)	Diesel	RWD	1950	100	136	04.20-	*	*
114 CDI 4x4 (447.601, 447.603, 447.605) (OM 654.920)	Diesel	4WD	1950	100	136	04.20-	*	*
116 CDI (447.601, 447.603, 447.605) (OM 654.920)	Diesel	RWD	1950	120	163	04.20-	*	*
116 CDI 4x4 (447.601, 447.603, 447.605) (OM 654.920)	Diesel	4WD	1950	120	163	04.20-	*	*
119 CDI (447.601, 447.603, 447.605) (OM 654.920)	Diesel	RWD	1950	140	190	04.20-	*	*
119 CDI 4x4 (447.601, 447.603, 447.605) (OM 654.920)	Diesel	4WD	1950	140	190	04.20-	*	*
114 CDI (447.601, 447.603, 447.605) (OM 651.950)	Diesel	RWD	2143	100	136	10.14-	*	*
114 CDI 4x4 (447.601, 447.603, 447.605) (OM 651.950)	Diesel	4WD	2143	100	136	07.15-	*	*
116 CDI (447.601, 447.603, 447.605) (OM 651.950)	Diesel	RWD	2143	120	163	10.14-	*	*
116 CDI 4x4 (447.601, 447.603, 447.605) (OM 651.950)	Diesel	4WD	2143	120	163	07.15-	*	*
119 CDI / BlueTEC (447.601, 447.603, 447.605) (OM 651.950)	Diesel	RWD	2143	140	190	10.14-	*	*
119 CDI / BlueTEC 4x4 (447.601, 447.603, 447.605) (OM 651.950)	Diesel	4WD	2143	140	190	07.15-	*	*
VITO III (W447) 10.14-				Bus (Minibus-M2-Segment)				
119	Gasolina	RWD	1991	135	184	01.16-	*	*
2.0 (447.703, 447.705) (M 274.920)	Gasolina	RWD	1991	155	211	01.16-	*	*
119 Flex (447.703) (M 274.920)	Gasol./Etanol	RWD	1991	135	184	11.15-	*	*
eVITO (447.703, 447.705) (EM 780.701)	Eléctrico	FWD		85	116	04.19-	*	*
eVITO (447.703, 447.705)	Eléctrico	FWD		150	204	08.20-	*	*
109 CDI / 109 BlueTEC (447.701, 447.703, 447.705) (OM 622.951)	Diesel	FWD	1598	65	88	10.14-	*	*
111 CDI / 111 BlueTEC (447.701, 447.703, 447.705) (OM 622.951)	Diesel	FWD	1598	84	114	10.14-	*	*
110 CDI (447.701, 447.703, 447.705) (OM 622.851)	Diesel	FWD	1749	75	102	09.19-	*	*
114 CDI (447.701, 447.703, 447.705) (OM 622.851)	Diesel	FWD	1749	100	136	09.19-	*	*
114 CDI (447.701, 447.703, 447.705) (OM 654.920)	Diesel	RWD	1950	100	136	03.19-	*	*
114 CDI 4-matic (447.701, 447.703, 447.705) (OM 654.920)	Diesel	4WD	1950	100	136	03.19-	*	*
116 CDI (447.701, 447.703, 447.705) (OM 654.920)	Diesel	RWD	1950	120	163	03.19-	*	*
116 CDI 4-matic (447.701, 447.703, 447.705) (OM 654.920)	Diesel	4WD	1950	120	163	03.19-	*	*
119 CDI (447.701, 447.703, 447.705) (OM 654.920)	Diesel	RWD	1950	140	190	03.19-	*	*
119 CDI 4-matic (447.701, 447.703, 447.705) (OM 654.920)	Diesel	4WD	1950	140	190	03.19-	*	*
124 CDI (447.701, 447.703, 447.705)	Diesel	RWD	1950	174	237	01.21-	*	*
124 CDI 4-matic (447.701, 447.703, 447.705)	Diesel	4WD	1950	174	237	01.21-	*	*
124 CDI (447.701, 447.703, 447.705) (OM 654.920)	Diesel	RWD	1950	176	239	04.20-12.20	*	*
124 CDI 4-matic (447.701, 447.703, 447.705) (OM 654.920)	Diesel	4WD	1950	176	239	04.20-	*	*
114 CDI / 114 BlueTEC (447.701, 447.703, 447.705) (OM 651.950)	Diesel	RWD	2143	100	136	10.14-	*	*
114 CDI / 114 BlueTEC 4-matic (447.701, 447.703,...) (OM 651.950)	Diesel	4WD	2143	100	136	07.15-	*	*
116 CDI / 116 BlueTEC (447.701, 447.703, 447.705) (OM 651.950)	Diesel	RWD	2143	120	163	10.14-	*	*
116 CDI / 116 BlueTEC 4-matic (447.701, 447.703,...) (OM 651.950)	Diesel	4WD	2143	120	163	07.15-	*	*
119 CDI / 119 BlueTEC (447.701, 447.703, 447.705) (OM 651.950)	Diesel	RWD	2143	140	190	10.14-	*	*
119 CDI / 119 BlueTEC 4-matic (447.701, 447.703,...) (OM 651.950)	Diesel	4WD	2143	140	190	12.14-	*	*

LISTA DE APLICACIONES - BUYERS GUIDE

VITO III Mixto (Double Cabin) (W447) 10.14-					[CAMBIADO]:Furgón (LCVs-N1 Segment)			
109 CDI (447.701, 447.703, 447.705) (OM 622.951)	Diesel	FWD	1598	65	88	10.14-	*	*
111 CDI (447.701, 447.703, 447.705) (OM 622.951)	Diesel	FWD	1598	84	114	10.14-	*	*
110 CDI (447.701, 447.703, 447.705) (OM 622.851)	Diesel	FWD	1749	75	102	09.19-	*	*
114 CDI (447.701, 447.703, 447.705) (OM 622.851)	Diesel	FWD	1749	100	136	09.19-	*	*
110 CDI (447.701, 447.703, 447.705)	Diesel	RWD	1950	75	102	10.21-	*	*
114 CDI (447.701, 447.703, 447.705) (OM 654.920)	Diesel	RWD	1950	100	136	03.19-	*	*
114 CDI 4-matic (447.701, 447.703, 447.705) (OM 654.920)	Diesel	4WD	1950	100	136	03.19-	*	*
116 CDI (447.701, 447.703, 447.705) (OM 654.920)	Diesel	RWD	1950	120	163	03.19-	*	*
116 CDI 4-matic (447.701, 447.703, 447.705) (OM 654.920)	Diesel	4WD	1950	120	163	03.19-	*	*
119 CDI (447.701, 447.703, 447.705) (OM 654.920)	Diesel	RWD	1950	140	190	03.19-	*	*
119 CDI 4-matic (447.701, 447.703, 447.705) (OM 654.920)	Diesel	4WD	1950	140	190	03.19-	*	*
124 CDI (447.701, 447.703, 447.705)	Diesel	RWD	1950	174	237	01.21-	*	*
124 CDI 4-matic (447.701, 447.703, 447.705)	Diesel	4WD	1950	174	237	01.21-	*	*
124 CDI (447.701, 447.703, 447.705) (OM 654.920)	Diesel	RWD	1950	176	239	04.20-12.20	*	*
124 CDI 4-matic (447.701, 447.703, 447.705) (OM 654.920)	Diesel	4WD	1950	176	239	04.20-12.20	*	*
114 CDI (447.701, 447.703, 447.705) (OM 651.950)	Diesel	RWD	2143	100	136	10.14-	*	*
114 CDI 4-matic (447.701, 447.703, 447.705) (OM 651.950)	Diesel	4WD	2143	100	136	07.15-	*	*
116 CDI (447.701, 447.703, 447.705) (OM 651.950)	Diesel	RWD	2143	120	163	10.14-	*	*
116 CDI 4-matic (447.701, 447.703, 447.705) (OM 651.950)	Diesel	4WD	2143	120	163	07.15-	*	*
119 BlueTEC (447.701, 447.703, 447.705) (OM 651.950)	Diesel	RWD	2143	140	190	10.14-	*	*
119 BlueTEC 4-matic (447.701, 447.703, 447.705) (OM 651.950)	Diesel	4WD	2143	140	190	07.15-	*	*
MERCEDES-BENZ (FJDA)								
VITO (V639) 01.10-03.16					Bus (Minibus-M2-Segment)			
2.0 (448.705)	Gasolina	RWD	1991	155	211	09.16-	*	*
119 2.5	Gasolina	RWD	2496	140	190	01.10-03.16	*	
122 3.0	Gasolina	RWD	2996	165	224	05.13-03.16	*	
2.1	Diesel	RWD	2143	110	150	08.13-03.16	*	
VW								
CRAFTER 30-35 (2E_) 04.06-12.16					Bus (Minibus-M2-Segment)			
2.0 TDI (CKTB)	Diesel	RWD	1968	80	109	05.11-12.16	*	
2.0 TDI (CSLA)	Diesel	RWD	1968	80	109	05.11-12.16	*	
2.0 TDI (CSLB)	Diesel	RWD	1968	84	114	11.13-12.16	*	
2.0 TDI (CKTC)	Diesel	RWD	1968	100	136	05.11-12.16	*	
2.0 TDI (CKUC)	Diesel	RWD	1968	105	142	10.11-12.16	*	
2.0 TDI (CKUB)	Diesel	RWD	1968	120	163	07.11-12.16	*	
2.0 TDI (CSNA)	Diesel	RWD	1968	120	163	07.11-12.16	*	
2.0 TDI 4motion (CKUB)	Diesel	4WD	1968	120	163	11.11-12.16	*	
2.0 TDI 4motion (CSNA)	Diesel	4WD	1968	120	163	11.11-12.16	*	
2.5 TDI (BJJ)	Diesel	RWD	2461	65	88	04.06-07.11	*	
2.5 TDI (CEBA)	Diesel	RWD	2461	65	88	04.06-07.11	*	
2.5 TDI (BJK)	Diesel	RWD	2461	80	109	04.06-05.13	*	
2.5 TDI (CEBB)	Diesel	RWD	2461	80	109	04.06-05.13	*	
2.5 TDI (BJL)	Diesel	RWD	2461	100	136	04.06-05.13	*	
2.5 TDI (CECA)	Diesel	RWD	2461	100	136	04.06-05.13	*	
2.5 TDI (BJM)	Diesel	RWD	2461	120	163	04.06-07.11	*	

LISTA DE APLICACIONES - BUYERS GUIDE

2.5 TDI (CECB)	Diesel	RWD	2461	120	163	04.06-07.11	*
CRAFTER 30-50 (2E_) 04.06-12.16				[CAMBIADO]:Furgón (LCVs-N1 Segment)			
2.0 TDI (CKTB)	Diesel	RWD	1968	80	109	05.11-12.16	*
2.0 TDI (CSLA)	Diesel	RWD	1968	80	109	05.11-12.16	*
2.0 TDI (CSLB)	Diesel	RWD	1968	84	114	11.13-12.16	*
2.0 TDI (CKTC)	Diesel	RWD	1968	100	136	05.11-12.16	*
2.0 TDI (CSLC)	Diesel	RWD	1968	103	140	11.15-12.16	*
2.0 TDI (CKUC)	Diesel	RWD	1968	105	142	10.11-12.16	*
2.0 TDI (CKUB)	Diesel	RWD	1968	120	163	07.11-12.16	*
2.0 TDI (CSNA)	Diesel	RWD	1968	120	163	07.11-12.16	*
2.0 TDI 4motion (CKUB)	Diesel	4WD	1968	120	163	07.11-12.16	*
2.0 TDI 4motion (CSNA)	Diesel	4WD	1968	120	163	07.11-12.16	*
2.5 TDI (BJJ)	Diesel	RWD	2461	65	88	04.06-07.11	*
2.5 TDI (CEBA)	Diesel	RWD	2461	65	88	04.06-07.11	*
2.5 TDI (BJK)	Diesel	RWD	2461	80	109	04.06-05.13	*
2.5 TDI (CEBB)	Diesel	RWD	2461	80	109	04.06-05.13	*
2.5 TDI (BJL)	Diesel	RWD	2461	100	136	04.06-05.13	*
2.5 TDI (CECA)	Diesel	RWD	2461	100	136	04.06-05.13	*
2.5 TDI (BJM)	Diesel	RWD	2461	120	163	04.06-07.11	*
2.5 TDI (CECB)	Diesel	RWD	2461	120	163	04.06-07.11	*
CRAFTER 30-50 (2F_) 04.06-12.16				Caja/Chasis (LCVs-N1 Segment)			
2.0 TDI (CKTB)	Diesel	RWD	1968	80	109	05.11-12.16	*
2.0 TDI (CSLA)	Diesel	RWD	1968	80	109	05.11-12.16	*
2.0 TDI (CSLB)	Diesel	RWD	1968	84	114	11.13-12.16	*
2.0 TDI (CKTC)	Diesel	RWD	1968	100	136	05.11-12.16	*
2.0 TDI (CSLC)	Diesel	RWD	1968	103	140	11.15-12.16	*
2.0 TDI (CKUC)	Diesel	RWD	1968	105	142	10.11-12.16	*
2.0 TDI (CKUB)	Diesel	RWD	1968	120	163	07.11-12.16	*
2.0 TDI (CSNA)	Diesel	RWD	1968	120	163	07.11-12.16	*
2.0 TDI 4motion (CKUB)	Diesel	4WD	1968	120	163	11.11-12.16	*
2.0 TDI 4motion (CSNA)	Diesel	4WD	1968	120	163	11.11-12.16	*
2.5 TDI (BJJ)	Diesel	RWD	2461	65	88	04.06-07.11	*
2.5 TDI (CEBA)	Diesel	RWD	2461	65	88	04.06-07.11	*
2.5 TDI (BJK)	Diesel	RWD	2461	80	109	04.06-05.13	*
2.5 TDI (CEBB)	Diesel	RWD	2461	80	109	04.06-05.13	*
2.5 TDI (BJL)	Diesel	RWD	2461	100	136	04.06-05.13	*
2.5 TDI (CECA)	Diesel	RWD	2461	100	136	04.06-05.13	*
2.5 TDI (BJM)	Diesel	RWD	2461	120	163	04.06-07.11	*
2.5 TDI (CECB)	Diesel	RWD	2461	120	163	04.06-07.11	*