


LISTA DE APLICACIONES - BUYERS GUIDE

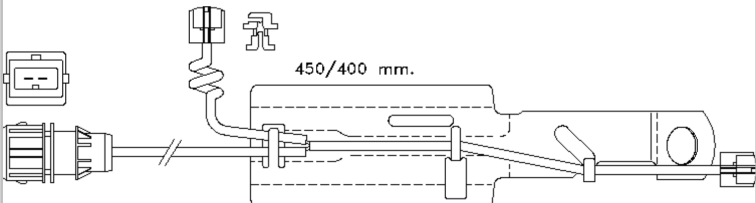
610430RB



8 424073 186744


Weight: 144

| O.E.M. | MAKE |
|----------|---------|
| 68324613 | MERITOR |



450/400 mm.

610430RB





450 mm.

| WVA |
|-------|
| 29119 |
| 29141 |
| 29142 |

Sin Filas



| Trac. | CC | Kw | CV |  |  |
|-------|----|----|----|---|---|
| | | | | | Front / Rear |

RENAULT TRUCKS

| 04.96-05.00 | | | | | | Cabeza tractora | | | |
|-----------------------------------|--|--------|--|-------|-----|-----------------|--------|---|---|
| E.TECH 400.18T (MACK E.TECH A/46) | | Diesel | | 11929 | 295 | 401 | 05.00- | * | * |
| E.TECH 440.18T (MACK E.TECH B/46) | | Diesel | | 11929 | 324 | 441 | 05.00- | * | * |
| E.TECH 440.26T (MACK E.TECH B/46) | | Diesel | | 11929 | 324 | 441 | 05.00- | * | * |
| E.TECH 440.26T (MACK E.TECH B/46) | | Diesel | | 11929 | 324 | 441 | 05.00- | * | * |
| E.TECH 480.18T (MACK E.TECH C/46) | | Diesel | | 11929 | 347 | 472 | 05.00- | * | * |
| E.TECH 480.26T (MACK E.TECH C/46) | | Diesel | | 11929 | 347 | 472 | 05.00- | * | * |
| AE 560.18T (MACK-EE9-560) | | Diesel | | 16361 | 412 | 560 | 04.96- | * | |
| AE 560.19T (MACK-EE9-560) | | Diesel | | 16361 | 412 | 560 | 04.96- | * | |
| AE 560.26T (MACK-EE9-560) | | Diesel | | 16361 | 412 | 560 | 01.97- | * | |
| AE 560.26T (MACK-EE9-560) | | Diesel | | 16361 | 412 | 560 | 01.98- | * | |
| 04.96-05.00 | | | | | | Caja/Chasis | | | |
| E.TECH 400.18 (MACK E.TECH A/46) | | Diesel | | 11929 | 295 | 401 | 05.00- | * | * |
| E.TECH 400.24 (MACK E.TECH A/46) | | Diesel | | 11929 | 295 | 401 | 05.00- | * | * |
| E.TECH 400.26 (MACK E.TECH A/46) | | Diesel | | 11929 | 295 | 401 | 05.00- | * | * |
| E.TECH 440.18 (MACK E.TECH B/46) | | Diesel | | 11929 | 324 | 441 | 05.00- | * | * |
| E.TECH 440.24 (MACK E.TECH B/46) | | Diesel | | 11929 | 324 | 441 | 05.00- | * | * |
| E.TECH 440.26 (MACK E.TECH B/46) | | Diesel | | 11929 | 324 | 441 | 05.00- | * | * |
| E.TECH 480.18 (MACK E.TECH C/46) | | Diesel | | 11929 | 347 | 472 | 05.00- | * | * |
| E.TECH 480.24 (MACK E.TECH C/46) | | Diesel | | 11929 | 347 | 472 | 05.00- | * | * |
| E.TECH 480.26 (MACK E.TECH C/46) | | Diesel | | 11929 | 347 | 472 | 05.00- | * | * |
| Iliade 01.97- | | | | | | Bus | | | |
| TE, RTC | | Diesel | | | 222 | 302 | 01.97- | * | * |

LISTA DE APLICACIONES - BUYERS GUIDE

| | | | | | | | | |
|--|--------|--|-------|------------------------|-----|--------|---|---|
| RT, RTX, GTC | Diesel | | | 250 | 340 | 01.97- | * | * |
| GTX | Diesel | | | 280 | 381 | 01.97- | * | * |
| Magnum 01.90-04.99 | | | | Cabeza tractora | | | | |
| AE 390.18T (MIDR 06.24.65 A/42) | Diesel | | 11929 | 287 | 390 | 09.96- | * | |
| AE 390.19T (MIDR 06.24.65 A/42) | Diesel | | 11929 | 287 | 390 | 09.96- | * | |
| AE 430.18T (MIDR 06.24.65 B/42) | Diesel | | 11929 | 316 | 430 | 09.96- | * | |
| AE 430.19T (MIDR 06.24.65 B/42) | Diesel | | 11929 | 316 | 430 | 09.96- | * | |
| AE 430.26T (MIDR 06.24.65 B/42) | Diesel | | 11929 | 316 | 430 | 01.98- | * | |
| AE 430.26T (MIDR 06.24.65 B/42) | Diesel | | 11929 | 316 | 430 | 01.97- | * | |
| AE 470.18T (MIDR 06.24.65 C/42) | Diesel | | 11929 | 346 | 471 | 11.96- | * | |
| AE 470.19T (MIDR 06.24.65 C/42) | Diesel | | 11929 | 346 | 471 | 11.96- | * | |
| AE 470.26T (MIDR 06.24.65 C/42) | Diesel | | 11929 | 346 | 471 | 01.98- | * | |
| Magnum 01.90-04.99 | | | | Caja/Chasis | | | | |
| AE 390.18 (MIDR 06.24.65 A/42) | Diesel | | 11929 | 287 | 390 | 09.96- | * | |
| AE 390.19 (MIDR 06.24.65 A/42) | Diesel | | 11929 | 287 | 390 | 09.96- | * | |
| AE 390.26 (MIDR 06.24.65 A/42) | Diesel | | 11929 | 287 | 390 | 09.96- | * | |
| AE 430.18 (MIDR 06.24.65 B/42) | Diesel | | 11929 | 316 | 430 | 09.96- | * | |
| AE 430.19 (MIDR 06.24.65 B/42) | Diesel | | 11929 | 316 | 430 | 09.96- | * | |
| AE 430.26 (MIDR 06.24.65 B/42) | Diesel | | 11929 | 316 | 430 | 09.96- | * | |
| AE 470.18 (MIDR 06.24.65 C/42) | Diesel | | 11929 | 346 | 471 | 11.96- | * | |
| AE 470.19 (MIDR 06.24.65 C/42) | Diesel | | 11929 | 346 | 471 | 11.96- | * | |
| AE 470.26 (MIDR 06.24.65 C/42) | Diesel | | 11929 | 346 | 471 | 01.97- | * | |
| AE 480 | Diesel | | 11995 | 347 | 472 | 01.90- | * | * |
| AE 520.26 (MACK-EE9-530) | Diesel | | 16361 | 390 | 530 | 10.92- | * | |
| AE 560.18 (MACK-EE9-560) | Diesel | | 16361 | 412 | 560 | 04.96- | * | |
| AE 560.19 (MACK-EE9-560) | Diesel | | 16361 | 412 | 560 | 04.96- | * | |
| AE 560.26 (MACK-EE9-560) | Diesel | | 16361 | 412 | 560 | 04.96- | * | |
| Midlum 01.00- | | | | Cabeza tractora | | | | |
| 250.16/CT (MIDR 06.02.26 Y/41) | Diesel | | 6177 | 184 | 250 | 01.00- | * | * |
| 270.16/C (DCI 6A) | Diesel | | 6177 | 195 | 265 | 10.01- | * | * |
| Midlum 01.00- | | | | Caja/Chasis | | | | |
| 210.12/C, 220.12/C (DCI 6W) | Diesel | | 6177 | 154 | 209 | 01.00- | * | * |
| 210.12/C, 220.12/C (MIDR 06.02.26 W/4) | Diesel | | 6177 | 154 | 209 | 01.00- | * | * |
| 210.13/C, 220.13/C, 220.13/D (DCI 6W) | Diesel | | 6177 | 154 | 209 | 01.00- | * | * |
| 210.13/C, 220.13/C, 220.13/D (MIDR 06.02.26 W/4) | Diesel | | 6177 | 154 | 209 | 01.00- | * | * |
| 210.14/C, 220.14/C, 220.14/D (DCI 6W) | Diesel | | 6177 | 154 | 209 | 01.00- | * | * |
| 210.14/C, 220.14/C, 220.14/D (MIDR 06.02.26 W/4) | Diesel | | 6177 | 154 | 209 | 01.00- | * | * |
| 210.15/C (MIDR 06.02.26 W/4) | Diesel | | 6177 | 154 | 209 | 01.00- | * | * |
| 210.16/C, 220.16/C, 22.16/D (DCI 6W) | Diesel | | 6177 | 154 | 209 | 01.00- | * | * |
| 210.16/C, 220.16/C, 22.16/D (MIDR 06.02.26 W/4) | Diesel | | 6177 | 154 | 209 | 01.00- | * | * |
| 220.12 (DCI 6W) | Diesel | | 6177 | 158 | 215 | 10.01- | * | * |
| 220.14 (DCI 6W) | Diesel | | 6177 | 158 | 215 | 10.01- | * | * |
| 220.16 (DCI 6W) | Diesel | | 6177 | 158 | 215 | 10.01- | * | * |
| 220.18/D (DCI 6W) | Diesel | | 6177 | 158 | 215 | 10.01- | * | * |
| 250.12/C (MIDR 06.02.26 Y/41) | Diesel | | 6177 | 184 | 250 | 01.00- | * | * |
| 250.13/C (MIDR 06.02.26 Y/41) | Diesel | | 6177 | 184 | 250 | 01.00- | * | * |
| 250.14/C (MIDR 06.02.26 Y/41) | Diesel | | 6177 | 184 | 250 | 01.00- | * | * |
| 250.15/C (MIDR 06.02.26 Y/41) | Diesel | | 6177 | 184 | 250 | 01.00- | * | * |
| 250.16/C (MIDR 06.02.26 Y/41) | Diesel | | 6177 | 184 | 250 | 01.00- | * | * |
| 270.12/C (DCI 6A) | Diesel | | 6177 | 195 | 265 | 10.01- | * | * |

LISTA DE APLICACIONES - BUYERS GUIDE

| | | | | | | | |
|--|--------|-------|------------------------|-----|--------|---|---|
| 270.13/C, 270.13/D (DCI 6A) | Diesel | 6177 | 195 | 265 | 10.01- | * | * |
| 270.14/C, 270.14/D (DCI 6A) | Diesel | 6177 | 195 | 265 | 10.01- | * | * |
| 270.16/C, 270.16/D (DCI 6A) | Diesel | 6177 | 195 | 265 | 10.01- | * | * |
| 270.18/D (DCI 6A) | Diesel | 6177 | 195 | 265 | 10.01- | * | * |
| Midlum 01.00- | | | Camión volquete | | | | |
| 210.12/C (MIDR 06.02.26 W/4) | Diesel | 6177 | 154 | 209 | 01.00- | * | * |
| 210.13/C (MIDR 06.02.26 W/4) | Diesel | 6177 | 154 | 209 | 01.00- | * | * |
| 210.15/C (MIDR 06.02.26 W/4) | Diesel | 6177 | 154 | 209 | 01.00- | * | * |
| 250.12/C (MIDR 06.02.26 Y/41) | Diesel | 6177 | 184 | 250 | 01.00- | * | * |
| 250.13/C (MIDR 06.02.26 Y/41) | Diesel | 6177 | 184 | 250 | 01.00- | * | * |
| 250.15/C (MIDR 06.02.26 Y/41) | Diesel | 6177 | 184 | 250 | 01.00- | * | * |
| Midlum 01.00- | | | Veh. Municipal | | | | |
| 220.15 (DCI 6W) | Diesel | 6177 | 158 | 215 | 10.01- | * | * |
| Premium 04.96- | | | Cabeza tractora | | | | |
| Distribution 300.18D/T (MIDR 06.20.45 D/41) | Diesel | 9839 | 219 | 298 | 04.96- | * | |
| Route 300.18T (MIDR 06.20.45 D/41) | Diesel | 9839 | 219 | 298 | 09.96- | * | * |
| Distribution 340.18D/T (MIDR 06.20.45 E/41) | Diesel | 9839 | 249 | 339 | 04.96- | * | |
| Route 340.18T (MIDR 06.20.45 E/41) | Diesel | 9839 | 249 | 339 | 04.96- | * | * |
| Distribution 320.18 (DCI 11G) | Diesel | 11123 | 230 | 313 | 08.00- | * | * |
| Route 320.18 (DCI 11G) | Diesel | 11123 | 230 | 313 | 08.00- | * | * |
| Distribution 370.18 (DCI 11E) | Diesel | 11123 | 266 | 362 | 08.00- | * | * |
| Route 370.18 (DCI 11E) | Diesel | 11123 | 266 | 362 | 08.00- | * | * |
| Route 385.18T,400.18T (MIDR 06.23.56 A/41) | Diesel | 11123 | 280 | 381 | 04.96- | * | * |
| Route 385.18T,400.18T (MIDR 06.23.56 B/41) | Diesel | 11123 | 280 | 381 | 04.96- | * | * |
| Route 385.24T,400.24T (MIDR 06.23.56 A/41) | Diesel | 11123 | 280 | 381 | 09.96- | * | * |
| Route 385.24T,400.24T (MIDR 06.23.56 B/41) | Diesel | 11123 | 280 | 381 | 09.96- | * | * |
| Distribution 420.18 (DCI 11C) | Diesel | 11123 | 303 | 412 | 08.00- | * | * |
| Route 420.24 (DCI 11C) | Diesel | 11123 | 303 | 412 | 08.00- | * | * |
| Route 420.25 (DCI 11C) | Diesel | 11123 | 303 | 412 | 08.00- | * | * |
| Premium 04.96- | | | Caja/Chasis | | | | |
| Distribution 210.18D, 220.18 (DCI 6W) | Diesel | 6177 | 154 | 209 | 04.96- | * | |
| Distribution 210.18D, 220.18 (MIDR 06.02.26 W/4) | Diesel | 6177 | 154 | 209 | 04.96- | * | |
| Distribution 270.18 (DCI 6A) | Diesel | 6177 | 195 | 265 | 08.00- | * | * |
| Distribution 250.18D (MIDR 06.02.26 Y/41) | Diesel | 6180 | 184 | 250 | 04.96- | * | |
| Distribution 300.18D (MIDR 06.20.45 D/41) | Diesel | 9839 | 219 | 298 | 04.96- | * | |
| Distribution 300.26D (MIDR 06.20.45 D/41) | Diesel | 9839 | 219 | 298 | 04.96- | * | |
| Route 300.18 (MIDR 06.20.45 D/41) | Diesel | 9839 | 219 | 298 | 09.96- | * | * |
| Distribution 340.18D (MIDR 06.20.45 E/41) | Diesel | 9839 | 249 | 339 | 04.96- | * | |
| Distribution 340.26D (MIDR 06.20.45 E/41) | Diesel | 9839 | 249 | 339 | 04.96- | * | |
| Route 340.18 (MIDR 06.20.45 E/41) | Diesel | 9839 | 249 | 339 | 04.96- | * | * |
| Route 340.26 (MIDR 06.20.45 E/41) | Diesel | 9839 | 249 | 339 | 04.96- | * | * |
| Distribution 320.18 D (DCI 11G) | Diesel | 11123 | 230 | 313 | 08.00- | * | * |
| Distribution 320.24D (DCI 11G) | Diesel | 11123 | 230 | 313 | 08.00- | * | * |
| Distribution 320.26D (DCI 11G) | Diesel | 11123 | 230 | 313 | 08.00- | * | * |
| Route 320.18 (DCI 11G) | Diesel | 11123 | 230 | 313 | 08.00- | * | * |
| Distribution 370.18D (DCI 11E) | Diesel | 11123 | 266 | 362 | 08.00- | * | * |
| Distribution 370.24D (DCI 11E) | Diesel | 11123 | 266 | 362 | 08.00- | * | * |
| Distribution 370.26D (DCI 11E) | Diesel | 11123 | 266 | 362 | 08.00- | * | * |
| Route 370.18 (DCI 11E) | Diesel | 11123 | 266 | 362 | 08.00- | * | * |
| Route 370.24 (DCI 11E) | Diesel | 11123 | 266 | 362 | 08.00- | * | * |

LISTA DE APLICACIONES - BUYERS GUIDE

| | | | | | | | | |
|--|--------|--|-------|-----|-----|--------|---|---|
| Route 370.26 (DCI 11E) | Diesel | | 11123 | 266 | 362 | 08.00- | * | * |
| Route 385.18,400.18 (MIDR 06.23.56 A/41) | Diesel | | 11123 | 280 | 381 | 04.96- | * | * |
| Route 385.18,400.18 (MIDR 06.23.56 B/41) | Diesel | | 11123 | 280 | 381 | 04.96- | * | * |
| Route 385.24,400.24 (MIDR 06.23.56 A/41) | Diesel | | 11123 | 280 | 381 | 04.96- | * | * |
| Route 385.24,400.24 (MIDR 06.23.56 B/41) | Diesel | | 11123 | 280 | 381 | 04.96- | * | * |
| Route 385.26 (MIDR 06.23.56 A/41) | Diesel | | 11123 | 280 | 381 | 04.96- | * | * |
| Route 385.26,400.26 (MIDR 06.23.56 A/41) | Diesel | | 11123 | 280 | 381 | 04.96- | * | * |
| Route 385.26,400.26 (MIDR 06.23.56 B/41) | Diesel | | 11123 | 280 | 381 | 04.96- | * | * |
| Distribution 420.18D (DCI 11C) | Diesel | | 11123 | 303 | 412 | 08.00- | * | * |
| Route 420.18 (DCI 11C) | Diesel | | 11123 | 303 | 412 | 08.00- | * | * |
| Route 420.24 (DCI 11C) | Diesel | | 11123 | 303 | 412 | 08.00- | * | * |
| Route 420.26 (DCI 11C) | Diesel | | 11123 | 303 | 412 | 08.00- | * | * |