


LISTA DE APLICACIONES - BUYERS GUIDE

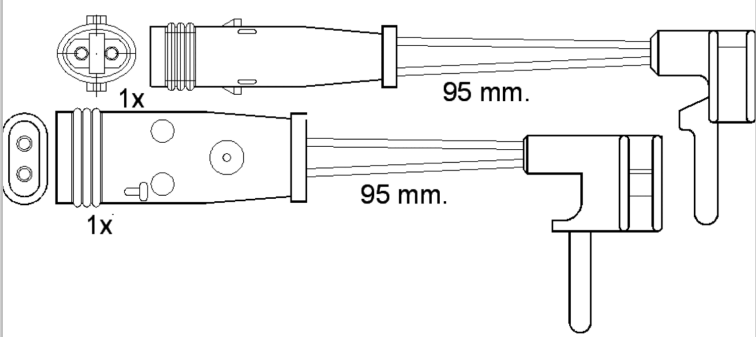
610333RB




8 424073 186492

Weight: 34

O.E.M.	MAKE
211 540 07 17	MERCEDES-BENZ



610333RB



95 mm.

WVA
23045
23944
23271
23428
23462

Sin Filas



Trac.	CC	Kw	CV		
					Front / Rear

MERCEDES-BENZ

C-Class II (CL203) 03.01-06.11					Coupé (Compact executive car-D Segment)			
C 320 (203.764) (M 112.946)	Gasolina	RWD	3199	160	218	09.02-05.08	*	
C 32 AMG Kompressor (203.765) (M 112.961)	Gasolina	RWD	3199	260	354	05.02-05.08	*	
C 350 (203.756) (M 272.960)	Gasolina	RWD	3498	200	272	01.05-05.08	*	
C 30 CDI AMG (203.718) (OM 612.990)	Diesel	RWD	2950	170	231	09.02-05.08	*	
C-Class II (W203) 05.00-12.07					Sedán (Compact executive car-D Segment)			
C 230 (203.052) (M 272.920)	Gasolina	RWD	2496	150	204	01.05-02.07	*	
C 280 (203.054) (M 272.940)	Gasolina	RWD	2996	170	231	01.05-02.07	*	
C 32 AMG Kompressor (203.765) (M 112.961)	Gasolina	RWD	3199	260	354	02.01-02.07	*	
3.5 (203.056) (M 272.960)	Gasolina	RWD	3498	170	231	01.05-02.07	*	
C 350 (203.056) (M 272.960)	Gasolina	RWD	3498	200	272	01.05-02.07	*	
C 350 4-matic (203.087) (M 272.960)	Gasolina	4WD	3498	200	272	01.05-02.07	*	
C 350 4-matic (203.087) (M 272.970)	Gasolina	4WD	3498	200	272	01.05-02.07	*	
C 30 CDI AMG (203.018) (OM 612.990)	Diesel	RWD	2950	170	231	01.03-02.07	*	
C 320 CDI (203.020) (OM 642.910)	Diesel	RWD	2987	165	224	01.05-02.07	*	
C-Class II T-Model (S203) 03.01-08.07					[CAMBIADO]:Break (Compact executive car-D Segment)			
C 32 AMG Kompressor (203.765) (M 112.961)	Gasolina	RWD	3199	260	354	03.01-08.07	*	
C 350 (203.256) (M 272.960)	Gasolina	RWD	3498	200	272	01.05-08.07	*	
C 350 4-matic (203.287) (M 272.970)	Gasolina	4WD	3498	200	272	01.05-08.07	*	
C 30 CDI AMG (203.218) (OM 612.990)	Diesel	RWD	2950	170	231	01.03-08.07	*	
CL-Class II (C215) 03.99-12.06					Coupé (Compact executive car-D Segment)			
CL 500 (215.375) (M 113.960)	Gasolina	RWD	4966	225	306	03.99-03.06	*	

LISTA DE APLICACIONES - BUYERS GUIDE

CL 55 AMG Kompressor (215.374) (M 113.991)	Gasolina	RWD	5439	368	500	06.02-03.06	*
CL 600 (215.376) (M 275.950)	Gasolina	RWD	5513	368	500	09.02-03.06	*
CL 600 (215.378) (M 137.970)	Gasolina	RWD	5786	270	367	03.99-03.06	*
CL 65 AMG (215.379) (M 275.980)	Gasolina	RWD	5980	450	612	09.03-03.06	*
CL 63 AMG (M 137.980)	Gasolina	RWD	6258	326	444	09.01-03.06	*
CLK-Class II (A209) 06.02-03.10				Cabrió (Executive car-E Segment)			
CLK 350 (209.456) (M 272.960)	Gasolina	RWD	3498	200	272	01.05-03.10	*
CLK 500 (209.475) (M 113.968)	Gasolina	RWD	4966	225	306	02.03-03.10	*
CLK 55 AMG (209.476) (M 113.987)	Gasolina	RWD	5439	270	367	06.02-03.10	*
CLK AMG DTM (209.476) (M 113.994)	Gasolina	RWD	5439	428	582	06.04-10.05	*
CLK 500 (209.472) (M 273.967)	Gasolina	RWD	5461	285	388	06.06-03.10	*
CLK 63 AMG (209.477) (M 156.982)	Gasolina	RWD	6208	354	481	04.06-03.10	*
CLK-Class II (C209) 05.02-03.10				Coupé (Executive car-E Segment)			
CLK 350 (209.356) (M 272.960)	Gasolina	RWD	3498	200	272	01.05-05.09	*
CLK 500 (209.375) (M 113.968)	Gasolina	RWD	4966	225	306	06.02-05.09	*
CLK 55 AMG (209.376) (M 113.987)	Gasolina	RWD	5439	270	367	09.02-05.09	*
CLK 500 (209.372) (M 273.965)	Gasolina	RWD	5461	285	388	06.06-05.09	*
CLK 63 AMG (209.377) (M 156.982)	Gasolina	RWD	6208	354	481	04.06-05.09	*
CLK 320 CDI (209.320) (OM 642.910)	Diesel	RWD	2987	165	224	01.05-05.09	*
CLS-Class (C219) 10.04-02.11				Coupé (Executive car-E Segment)			
CLS 280 (219.354) (M 272.943)	Gasolina	RWD	2996	170	231	07.08-12.10	*
CLS 300 (219.354) (M 272.943)	Gasolina	RWD	2996	170	231	04.09-12.10	*
CLS 350 (219.356) (M 272.964)	Gasolina	RWD	3498	200	272	10.04-12.10	*
CLS 350 (219.357) (M 272.985)	Gasolina	RWD	3498	215	292	04.06-12.10	*
CLS 350 CGI (219.357)	Gasolina	RWD	3498	215	292	04.09-12.10	*
CLS 500 (219.375) (M 113.967)	Gasolina	RWD	4966	225	306	10.04-12.10	*
CLS 55 AMG (219.376) (M 113.990)	Gasolina	RWD	5439	350	476	01.05-12.10	*
CLS 500 (219.372) (M 273.960)	Gasolina	RWD	5461	285	388	04.06-12.10	*
CLS 63 AMG (219.377) (M 156.983)	Gasolina	RWD	6208	378	514	04.06-12.10	*
CLS 320 CDI (219.322) (OM 642.920)	Diesel	RWD	2987	165	224	01.05-12.10	*
CLS 350 CDI (219.322) (OM 642.920)	Diesel	RWD	2987	165	224	04.09-12.10	*
E-Class III (VF211) 03.03-07.09				Caja/Chasis (LCVs-N1 Segment)			
E 220 CDI (211.606) (OM 646.961)	Diesel	RWD	2148	110	150	10.03-07.06	*
E 270 CDI (211.616) (OM 647.961)	Diesel	RWD	2685	120	163	03.03-07.09	*
E 270 CDI (211.616) (OM 647.961)	Diesel	RWD	2685	130	177	10.03-07.05	*
E-Class III (W211) 03.02-03.09				Sedán (Executive car-E Segment)			
E 200 Kompressor (211.042) (M 271.941)	Gasolina	RWD	1796	120	163	11.02-12.08	*
E 200 CGI	Gasolina	FWD	1796	125	170	11.02-12.08	*
E 200 Kompressor (211.042) (M 271.956)	Gasolina	RWD	1796	135	184	04.06-12.08	*
E 230 (211.052) (M 272.922)	Gasolina	RWD	2496	150	204	09.07-12.08	*
E 240 (211.061) (M 112.913)	Gasolina	RWD	2597	130	177	03.02-12.08	*
E 240 (211.061) (M 112.917)	Gasolina	RWD	2597	130	177	03.02-12.08	*
E 240 4-matic (211.080) (M 112.917)	Gasolina	4WD	2597	130	177	03.03-12.08	*
E 280 (211.054) (M 272.943)	Gasolina	RWD	2996	170	231	03.05-12.08	*
E 320 (211.065) (M 112.949)	Gasolina	RWD	3199	165	224	03.02-12.08	*
E 320 4-matic (211.082) (M 112.954)	Gasolina	4WD	3199	165	224	03.03-12.08	*
E 350 (211.056) (M 272.964)	Gasolina	RWD	3498	200	272	03.05-12.08	*
E 350 4-matic (211.087) (M 272.972)	Gasolina	4WD	3498	200	272	03.05-12.08	*
3.5	Gasolina	FWD	3498	205	279	08.04-08.06	*
E 350 CGI (211.057) (M 272.985)	Gasolina	RWD	3498	215	292	09.07-12.08	*

LISTA DE APLICACIONES - BUYERS GUIDE

E 500 (211.070) (M 113.967)		Gasolina	RWD	4966	225	306	03.02-12.08	*
E 500 4-matic (211.083) (M 113.969)		Gasolina	4WD	4966	225	306	10.03-12.08	*
E 55 AMG Kompressor (211.076) (M 113.990)		Gasolina	RWD	5439	350	476	10.02-12.08	*
E 500 (211.072) (M 273.960)		Gasolina	RWD	5461	285	388	04.06-12.08	*
E 500 4-matic (211.090) (M 273.962)		Gasolina	4WD	5461	285	388	04.06-12.08	*
E 200 NGT (211.042) (M 271.941)		Gasol./Gas (CNG)	RWD	1796	120	163	03.04-12.08	*
E 250 CDI		Diesel	RWD	2143	150	204	08.08-12.08	*
E 200 CDI (211.004) (OM 646.951)		Diesel	RWD	2148	75	102	07.02-12.08	*
E 200 CDI (211.004) (OM 646.951)		Diesel	RWD	2148	90	122	07.02-12.08	*
E 200 CDI (211.007) (OM 646.820)		Diesel	RWD	2148	100	136	04.06-12.08	*
E 220 CDI (211.006) (OM 646.961)		Diesel	RWD	2148	100	136	03.02-12.08	*
E 220 CDI (211.006) (OM 646.961)		Diesel	RWD	2148	110	150	03.02-12.08	*
E 220 CDI (211.008) (OM 646.821)		Diesel	RWD	2148	125	170	04.06-12.08	*
E 220 CDI (OM 646.821)		Diesel	RWD	2149	120	163	03.03-12.08	*
E 270 CDI (211.016) (OM 647.961)		Diesel	RWD	2685	120	163	03.02-12.08	*
E 270 CDI (211.016) (OM 647.961)		Diesel	RWD	2685	130	177	03.02-12.08	*
E 280 CDI (211.020) (OM 642.920)		Diesel	RWD	2987	140	190	03.05-12.08	*
E 280 CDI 4-matic (211.084) (OM 642.921)		Diesel	4WD	2987	140	190	03.05-12.08	*
E 300 BlueTEC (211.024) (OM 642.920)		Diesel	RWD	2987	155	211	09.07-12.08	*
E320 CDI (211.022) (OM 642.920)		Diesel	RWD	2987	165	224	03.05-12.08	*
E 320 CDI 4-matic (211.089) (OM 642.910)		Diesel	4WD	2987	165	224	03.05-12.08	*
E 320 CDI 4-matic (211.089) (OM 642.921)		Diesel	4WD	2987	165	224	03.05-12.08	*
E 280 CDI (211.023) (OM 648.961)		Diesel	RWD	3222	130	177	05.04-12.08	*
E 320 CDI (211.026) (OM 648.961)		Diesel	RWD	3222	150	204	11.02-12.08	*
E 400 CDI (211.028) (OM 628.961)		Diesel	RWD	3996	191	260	02.03-12.08	*
E-Class III T-Model (S211) 02.03-07.09					[CAMBIADO]:Break (Executive car-E Segment)			
E 200 T Kompressor (211.242) (M 271.941)		Gasolina	RWD	1796	120	163	03.03-07.09	*
E 200 Kompressor (211.241) (M 271.956)		Gasolina	RWD	1796	135	184	04.06-07.09	*
E 230 T (211.252) (M 272.922)		Gasolina	RWD	2496	150	204	05.07-07.09	*
E 240 T (211.261) (M 112.913)		Gasolina	RWD	2597	130	177	03.03-07.09	*
E 240 T 4-matic (211.280) (M 112.917)		Gasolina	4WD	2597	130	177	07.03-07.09	*
E 280 T (211.254) (M 272.943)		Gasolina	RWD	2996	170	231	03.05-07.09	*
E 320 T (211.265) (M 112.949)		Gasolina	RWD	3199	165	224	03.03-07.09	*
E 320 T 4-matic (211.282) (M 112.954)		Gasolina	4WD	3199	165	224	07.03-07.09	*
E 350 T (211.256) (M 272.964)		Gasolina	RWD	3498	200	272	03.05-07.09	*
E 350 T 4-matic (211.287) (M 272.972)		Gasolina	4WD	3498	200	272	03.05-07.09	*
3.5		Gasolina	FWD	3498	205	279	08.04-08.06	*
350 CGI (211.257) (M 272.985)		Gasolina	RWD	3498	215	292	05.06-07.09	*
E 500 T (211.270) (M 113.967)		Gasolina	RWD	4966	225	306	10.03-07.09	*
E 500 T 4-matic (211.283) (M 113.969)		Gasolina	4WD	4966	225	306	10.03-07.09	*
E 55 T AMG Kompressor		Gasolina	RWD	5439	350	476	09.05-12.06	*
E 55 T AMG Kompressor (211.276) (M 113.990)		Gasolina	RWD	5439	350	476	07.03-07.09	*
E 500 T (211.272) (M 273.960)		Gasolina	RWD	5461	285	388	04.06-07.09	*
E 500 T 4-matic (211.290) (M 273.962)		Gasolina	4WD	5461	285	388	04.06-07.09	*
E 200 CDI (211.207) (OM 646.821)		Diesel	RWD	2148	100	136	04.06-07.09	*
E 220 CDI (211.206) (OM 646.961)		Diesel	RWD	2148	100	136	03.03-07.09	*
E 220 T CDI (211.206) (OM 646.961)		Diesel	RWD	2148	110	150	03.03-07.09	*
E 220 T CDI (OM 646.821)		Diesel	RWD	2148	120	163	03.03-07.09	*
E 220 T CDI (211.208) (OM 646.821)		Diesel	RWD	2148	125	170	04.06-07.09	*
E 270 T CDI (211.216) (OM 647.961)		Diesel	RWD	2685	120	163	03.03-07.09	*

LISTA DE APLICACIONES - BUYERS GUIDE

E 270 T CDI (211.216) (OM 647.961)		Diesel	RWD	2685	130	177	03.03-07.09	*
E 280 T CDI (211.220) (OM 642.920)		Diesel	RWD	2987	140	190	03.05-07.09	*
E 280 T CDI 4-matic (211.284) (OM 642.921)		Diesel	4WD	2987	140	190	03.05-07.09	*
E 320 T CDI (211.222) (OM 642.920)		Diesel	RWD	2987	165	224	03.05-07.09	*
E 320 T CDI 4-matic (211.289) (OM 642.921)		Diesel	4WD	2987	165	224	03.05-07.09	*
E 280 T CDI (211.223) (OM 648.961)		Diesel	RWD	3222	130	177	05.04-07.09	*
E 320 T CDI (211.226) (OM 648.961)		Diesel	RWD	3222	150	204	03.03-07.09	*
S-Class IV (W220) 09.98-08.05					Sedán (Luxury car-F Segment)			
S 320 (220.065, 220.165) (M 112.944)		Gasolina	RWD	3199	165	224	10.98-08.05	*
S 350 (220.067, 220.167) (M 112.972)		Gasolina	RWD	3724	180	245	09.02-08.05	*
S 55 AMG (220.073, 220.173) (M 113.986)		Gasolina	RWD	5439	265	360	04.99-08.05	*
S 55 AMG Kompressor (220.074, 220.174) (M 113.991)		Gasolina	RWD	5439	368	500	06.02-08.05	*
S 600 (220.176) (M 275.950)		Gasolina	RWD	5513	368	500	09.02-08.05	*
S 65 AMG (220.179) (M 275.980)		Gasolina	RWD	5980	450	612	03.04-08.05	*
S 63 AMG (M 137.980)		Gasolina	RWD	6258	326	444	09.01-08.05	*
S 320 CDI (220.026, 220.126) (OM 613.960)		Diesel	RWD	3222	145	197	08.99-09.02	*
S 320 CDI (220.025, 220.125) (OM 648.960)		Diesel	RWD	3222	150	204	09.02-08.05	*
S 400 CDI (220.028, 220.128) (OM 628.960)		Diesel	RWD	3996	184	250	06.00-08.05	*
S-Class V (C216) 05.06-12.13					Coupé (Luxury car-F Segment)			
CL 600 (216.376) (M 275.953)		Gasolina	RWD	5513	380	517	05.06-12.13	*
CL 65 AMG (216.379) (M 275.982)		Gasolina	RWD	5980	450	612	10.06-12.10	*
S-Class V (W221, V221) 09.05-12.13					Sedán (Luxury car-F Segment)			
S 600 (221.176) (M 275.953)		Gasolina	RWD	5513	380	517	12.05-12.13	*
S 65 AMG (221.179) (M 275.982)		Gasolina	RWD	5980	450	612	12.05-12.13	*
SL-Class IV (R230) 10.01-01.12					Cabrío (Grand Tourer-S Segment)			
300 (230.454) (M 272.949)		Gasolina	RWD	2996	170	231	04.09-01.12	*
350 (230.456) (M 272.966)		Gasolina	RWD	3498	200	272	03.06-01.12	*
350 (230.458) (M 272.968)		Gasolina	RWD	3498	232	316	04.08-01.12	*
350 (230.467) (M 112.973)		Gasolina	RWD	3724	180	245	03.03-01.12	*
500 (230.475) (M 113.963)		Gasolina	RWD	4966	225	306	10.01-01.12	*
55 AMG (230.474) (M 113.992)		Gasolina	RWD	5439	350	476	10.01-06.02	*
55 AMG Kompressor (230.474) (M 113.992)		Gasolina	RWD	5439	368	500	06.02-01.12	*
55 AMG (230.472) (M 113.995)		Gasolina	RWD	5439	380	517	03.06-01.12	*
600 (230.476) (M 275.951)		Gasolina	RWD	5513	368	500	04.03-01.12	*
600 (230.477) (M 275.954)		Gasolina	RWD	5513	380	517	03.06-01.12	*
65 AMG (230.479) (M 275.981)		Gasolina	RWD	5980	450	612	03.04-01.12	*
SLK-Class II (R171) 03.04-12.11					Cabrío (Sports car-S Segment)			
350 (171.456) (M 272.963)		Gasolina	RWD	3498	200	272	06.04-02.11	*
SLR-Class (R199) 10.06-					Cabrío (Grand Tourer-S Segment)			
5.4 (M 155.980)		Gasolina	RWD	5439	460	626	04.07-	*
MERCEDES-BENZ (BBDC)								
E-Class (W211) 11.05-					Sedán (Executive car-E Segment)			
1.8		Gasolina	FWD	1796	120	161	11.05-	*
2.5		Gasolina	FWD	2496	150	201	11.05-	*
3.0		Gasolina	FWD	2998	170	228	11.05-	*
3.5 E 350 (211.056)		Gasolina	RWD	3498	200	272	11.05-12.09	*