



LISTA DE APLICACIONES - BUYERS GUIDE

610149RB




8 424073 186102

Weight: 32



610149RB



140 mm.

WVA
20635
20786
21061
21062
20636

Sin Filas



Trac.	CC	Kw	CV
-------	----	----	----



Front / Rear

PEUGEOT

205 (741A/C) 02.83-10.87					[CAMBIADO]:Fastback (Supermini car-B Segment)			
1.0 (108C (XV8))	Gasolina	FWD	954	33	45	02.83-10.87	*	
1.1 (109F (XW7))	Gasolina	FWD	1124	37	50	02.83-10.87	*	
1.3 (G1A)	Gasolina	FWD	1294	47	62	02.84-10.87	*	
1.4 (150D (XY7))	Gasolina	FWD	1360	44	60	02.83-10.87	*	
1.4 (150G (XY7))	Gasolina	FWD	1360	44	60	02.83-10.87	*	
1.4 (150 (XY6B))	Gasolina	FWD	1360	53	72	02.83-10.87	*	
1.4 (150B (XY8))	Gasolina	FWD	1360	59	80	02.83-10.87	*	
1.5 (Y2/K)	Gasolina	FWD	1442	63	86	02.84-10.87	*	
205 (741B, 20D) 03.86-11.95					Cabrio (Supermini car-B Segment)			
1.1 CJ (HDZ (TU1M))	Gasolina	FWD	1124	44	60	10.89-12.94	*	
1.4 CT (150B (XY8))	Gasolina	FWD	1360	58	79	04.86-12.88	*	
1.4 CT (150H (XY8))	Gasolina	FWD	1360	58	79	04.86-12.88	*	
305 (581E) 10.82-07.90					[CAMBIADO]:Break (Compact car-C Segment)			
1.1	Gasolina	FWD	1090	44	60	10.82-	*	
1.5 (142 (XR5))	Gasolina	FWD	1472	54	73	10.82-08.86	*	
1.6 (171 (XU5S))	Gasolina	FWD	1580	66	90	07.84-12.87	*	
1.6 (171 (XU5S))	Gasolina	FWD	1580	71	97	09.83-06.84	*	
1.9 (159 (XU9S))	Gasolina	FWD	1905	75	102	09.84-10.87	*	
1.8 D (161A (XUD7))	Diesel	FWD	1769	44	60	11.82-12.88	*	
1.9 Diesel (162 (XUD9))	Diesel	FWD	1905	47	64	10.82-12.88	*	
1.9 Diesel (D9A (XUD9))	Diesel	FWD	1905	47	64	10.82-12.88	*	
1.9 Diesel (162 (XUD9))	Diesel	FWD	1905	48	65	10.82-12.88	*	

LISTA DE APLICACIONES - BUYERS GUIDE

305 (581M) 10.82-07.90					Sedán (Compact car-C Segment)			
1.1 (XK5)		Gasolina	FWD	1127	43	58	11.82-12.88	*
1.3 (118 (XL5))		Gasolina	FWD	1290	44	60	10.82-08.85	*
1.5 (142 (XR5))		Gasolina	FWD	1472	54	73	10.82-08.85	*
1.6 (B1A (XU51C))		Gasolina	FWD	1580	55	75	10.82-07.88	*
1.6 (171 (XU5S))		Gasolina	FWD	1580	69	94	10.82-06.88	*
1.6 (171 (XU5S))		Gasolina	FWD	1580	71	97	10.82-06.84	*
1.8		Gasolina	FWD	1796	59	80	11.82-12.88	*
1.9 (159 (XU9S))		Gasolina	FWD	1905	75	102	10.82-08.85	*
1.8 D (161A (XUD7))		Diesel	FWD	1769	44	60	11.82-12.88	*
1.9 D (162 (XUD9))		Diesel	FWD	1905	47	64	10.82-07.88	*
1.9 D (D9A (XUD9))		Diesel	FWD	1905	47	64	10.82-07.88	*
1.9 D (162 (XUD9))		Diesel	FWD	1905	48	65	10.82-07.88	*
RENAULT								
FUEGO (136_) 02.80-11.92					Coupé (Sports car-S Segment)			
1.6 TS/GTS (1362) (843 723)		Gasolina	FWD	1647	71	97	10.80-10.85	*
1.6 TS/GTS (1362) (843 724)		Gasolina	FWD	1647	71	97	10.80-10.85	*
1.6 TS/GTS (1362) (A6M 725)		Gasolina	FWD	1647	71	97	10.80-10.85	*
1.6 TS/GTS (1362) (A6M 726)		Gasolina	FWD	1647	71	97	10.80-10.85	*
2.0 TX/GTX (1363) (829 710)		Gasolina	FWD	1995	81	110	10.80-10.85	*
2.0 TX/GTX (1363) (J6R 710)		Gasolina	FWD	1995	81	110	10.80-10.85	*
2.0 TX/GTX (1363) (J6R 712)		Gasolina	FWD	1995	81	110	10.80-10.85	*
2.0 TX/GTX (1363) (J6R 713)		Gasolina	FWD	1995	81	110	10.80-10.85	*
2.0 TX/GTX (1363) (J6R 715)		Gasolina	FWD	1995	81	110	10.80-10.85	*
2.0 TX/GTX (1363) (J6R 726)		Gasolina	FWD	1995	81	110	10.80-10.85	*
R 11 / ENCORE (B/C37_) 03.83-09.95					[CAMBIADO]:Fastback (Compact car-C Segment)			
1.1 (B/C371) (C1E 715)		Gasolina	FWD	1108	35	48	03.83-06.86	*
1.1 (B/C371) (C1E 720)		Gasolina	FWD	1108	35	48	03.83-06.86	*
1.4 (B/C373) (C2J 718)		Gasolina	FWD	1397	50	68	03.83-12.85	*
1.4 (B/C373) (C2J 757)		Gasolina	FWD	1397	50	68	03.83-12.85	*
1.6 D (B/C374) (F8M 700)		Diesel	FWD	1595	40	55	08.83-12.88	*
1.6 D (B/C374) (F8M 720)		Diesel	FWD	1595	40	55	08.83-12.88	*
1.6 D (B/C374) (F8M 730)		Diesel	FWD	1595	40	55	08.83-12.88	*
R 18 (134_) 04.78-11.94					Sedán (Large family car-D Segment)			
1.6 Turbo (1345) (A5L 717)		Gasolina	FWD	1565	92	125	10.82-07.86	*
1.6 Turbo (1345) (A5L 718)		Gasolina	FWD	1565	92	125	10.82-07.86	*
1.6 TS (1342) (A6M 725)		Gasolina	FWD	1647	71	97	05.82-07.86	*
1.6 TS (1342) (A6M 726)		Gasolina	FWD	1647	71	97	05.82-07.86	*
2.1 Diesel (1344) (852 710)		Diesel	FWD	2068	49	67	11.81-07.86	*
2.1 Diesel (1344) (J8S 711)		Diesel	FWD	2068	49	67	11.81-07.86	*
2.1 Diesel (J8S 711)		Diesel	FWD	2068	53	72	11.81-07.86	*
2.1 TD (J8S 712)		Diesel	FWD	2068	65	88	11.81-07.86	*
R 18 Variable (135_) 02.79-11.94					[CAMBIADO]:Break (Large family car-D Segment)			
1.6 Turbo (A5L 717)		Gasolina	FWD	1565	92	125	10.82-07.86	*
1.6 Turbo (A5L 718)		Gasolina	FWD	1565	92	125	10.82-07.86	*
1.6 TS (A6M 725)		Gasolina	FWD	1647	71	97	05.82-07.86	*
1.6 TS (A6M 726)		Gasolina	FWD	1647	71	97	05.82-07.86	*
1.6 (A7L 752)		Gasolina	FWD	1647	82	111	10.83-09.86	*
2.1 Diesel (1354) (852 710)		Diesel	FWD	2068	49	67	11.80-07.86	*

LISTA DE APLICACIONES - BUYERS GUIDE

2.1 Diesel (1354) (J8S 711)	Diesel	FWD	2068	49	67	11.80-07.86	*
2.1 Diesel (J8S 711)	Diesel	FWD	2068	53	72	05.79-07.86	*
R 30 (127_) 02.75-03.86				[CAMBIADO]:Fastback (Executive car-E Segment)			
2.1 Turbo-D (1270) (J8S 702)	Diesel	FWD	2068	63	86	02.82-03.86	*
R 5 / LE CAR (122_) 01.72-12.85				[CAMBIADO]:Fastback (Supermini car-B Segment)			
1.4 Alpine Turbo (122B) (840 726)	Gasolina	FWD	1397	79	108	10.81-01.85	*
1.4 Alpine Turbo (122B) (C6J 750)	Gasolina	FWD	1397	79	108	10.81-01.85	*
R 9 / ALLIANCE (L42_) 09.81-02.97				Sedán (Compact car-C Segment)			
1.1 (L421) (C1E 715)	Gasolina	FWD	1108	35	48	09.81-05.87	*
1.1 (L421) (C1E 720)	Gasolina	FWD	1108	35	48	09.81-05.87	*
1.4 (L422, L42C) (C1J 715)	Gasolina	FWD	1397	44	60	12.81-12.88	*
1.4 (L422, L42C) (C1J 792)	Gasolina	FWD	1397	44	60	12.81-12.88	*
1.4 (L422, L42C) (C1J 796)	Gasolina	FWD	1397	44	60	12.81-12.88	*
1.4 (L422, L42C) (C2J 730)	Gasolina	FWD	1397	44	60	12.81-12.88	*
1.4 Automatik (L423) (C2J 718)	Gasolina	FWD	1397	50	68	09.81-12.85	*
1.4 Automatik (L423) (C2J 757)	Gasolina	FWD	1397	50	68	09.81-12.85	*
1.4 (L423) (C2J 717)	Gasolina	FWD	1397	53	72	09.81-12.85	*
1.4 (L423) (C2J 755)	Gasolina	FWD	1397	53	72	09.81-12.85	*
1.6 D (L424) (F8M 700)	Diesel	FWD	1595	40	55	10.82-12.88	*
1.6 D (L424) (F8M 720)	Diesel	FWD	1595	40	55	10.82-12.88	*
1.6 D (L424) (F8M 730)	Diesel	FWD	1595	40	55	10.82-12.88	*