


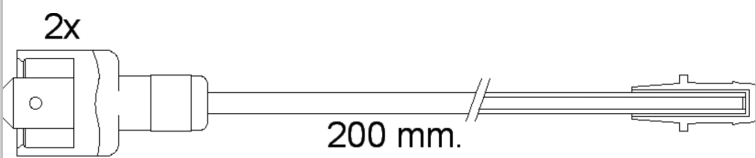
# LISTA DE APLICACIONES - BUYERS GUIDE

## 610117RB



8 424073 186089


Weight: 32



2x

200 mm.

## 610117RB





200 mm.

WVA
20573
20664
20665
20666
20680

Sin Filas



Trac.	CC	Kw	CV		
					Front / Rear

## RENAULT

### R 18 (134\_) 04.78-11.94

### Sedán (Large family car-D Segment)

2.1 Diesel (J8S 711)	Diesel	FWD	2068	53	72	11.81-07.86	*
2.1 TD (J8S 712)	Diesel	FWD	2068	65	88	11.81-07.86	*

## TALBOT

### AVENGER 02.70-07.81

### Sedán (Compact car-C Segment)

1.6	Gasolina	RWD	1598	59	81	02.70-07.81	*
-----	----------	-----	------	----	----	-------------	---

### AVENGER Estate 04.72-07.81

### [CAMBIADO]:Break (Compact car-C Segment)

1.6	Gasolina	RWD	1598	51	70	04.72-07.81	*
-----	----------	-----	------	----	----	-------------	---

### ESCORIAL 01.80-

### [CAMBIADO]:Fastback (Large family car-D Segment)

1.6 GLS, SX	Gasolina	FWD	1595			01.80-	*
1.8 GLD	Diesel	RWD	1795			01.80-	*

### HORIZON 02.78-06.86

### [CAMBIADO]:Fastback (Supermini car-B Segment)

1.1 (E1B)	Gasolina	FWD	1118	40	54	01.79-09.84	*
1.1 (2E1A)	Gasolina	FWD	1118	43	58	01.79-09.84	*
1.3 (2G1-BTC)	Gasolina	FWD	1294	40	54	09.81-06.86	*
1.3 (2G1-BTC)	Gasolina	FWD	1294	43	58	09.78-09.84	*
1.3	Gasolina	FWD	1294	47	64	02.78-01.80	*
1.3 (2G1)	Gasolina	FWD	1294	50	68	02.78-01.80	*
1.4 (2Y1B)	Gasolina	FWD	1424	48	65	02.82-09.84	*
1.4 (2Y1)	Gasolina	FWD	1442	51	69	07.79-06.86	*
1.4 (2Y2)	Gasolina	FWD	1442	61	83	07.79-06.86	*
1.4 (Y2)	Gasolina	FWD	1442	61	83	07.79-06.86	*

# LISTA DE APLICACIONES - BUYERS GUIDE

1.6 (J1B)		Gasolina	FWD	1592	54	73	08.83-07.85	*
1.6 (6J2A)		Gasolina	FWD	1592	66	90	07.82-06.86	*
1.6 (J2A)		Gasolina	FWD	1592	66	90	07.82-06.86	*
1.9 Diesel (XUD9)		Diesel	FWD	1905	47	64	07.84-06.86	*
1.9 Diesel (XUD9)		Diesel	FWD	1905	48	65	07.82-06.86	*
<b>RANCHO 08.76-07.84</b>					<b>MPV (LCVs-N1 Segment)</b>			
1.4 (X3Y2)		Gasolina	FWD	1442	59	80	08.76-07.83	*
<b>SIMCA 1307-1510 07.75-04.84</b>					<b>[CAMBIADO]:Fastback (Large family car-D Segment)</b>			
1.3 GL, LS		Gasolina	FWD	1295			07.75-	*
1.4 GL, LS, LS, LX		Gasolina	FWD	1395			07.75-	*
Simca 1510 1.4 (6G1)		Gasolina	FWD	1424	51	69	01.80-04.84	*
Simca 1510 1.4 (6Y2D)		Gasolina	FWD	1424	55	75	01.80-04.81	*
Simca 1510 1.4 (6Y2)		Gasolina	FWD	1424	63	86	01.80-04.81	*
Simca 1510 1.6 (6J2)		Gasolina	FWD	1577	65	88	10.78-01.80	*
Simca 1510 1.6 (6J1)		Gasolina	FWD	1592	54	73	11.80-12.83	*
1510 1.6 (6J2A)		Gasolina	FWD	1592	66	90	07.81-06.82	*
1.6 GL, GLS, GLX, LE Manual		Gasolina	FWD	1595			07.75-	*
1.6 SX Automatic..		Gasolina	FWD	1595			07.75-	*
1.9 D, GLD		Diesel	RWD	1895	59	80	07.75-	*
<b>SIMCA SUNBEAM MINX 01.84-</b>					<b>Sedán (Executive car-E Segment)</b>			
1.6		Gasolina	FWD	1595	51	70	01.84-	*
<b>SIMCA SUNBEAM RAPIER 01.84-</b>					<b>Sedán (Executive car-E Segment)</b>			
1.6		Gasolina	FWD	1595	51	70	01.84-	*
<b>SOLARA 02.80-07.86</b>					<b>Sedán (Large family car-D Segment)</b>			
1.3 (6G1D/VP)		Gasolina	FWD	1294	40	54	02.80-07.86	*
1.4		Gasolina	FWD	1395	51	69	02.80-	*
1.5 GL, LS		Gasolina	FWD	1495	59	80	02.80-	*
1.6 (6J2)		Gasolina	FWD	1577	65	88	02.80-06.81	*
1.6 (J1)		Gasolina	FWD	1577	65	88	02.80-06.81	*
1.6 (J2)		Gasolina	FWD	1577	65	88	02.80-06.81	*
1.6 (J1B)		Gasolina	FWD	1592	51	69	07.82-04.84	*
1.6 (6J1)		Gasolina	FWD	1592	54	73	09.81-10.84	*
1.6 (J1B)		Gasolina	FWD	1592	66	90	09.81-07.86	*
<b>TAGORA 06.80-12.87</b>					<b>Sedán (Executive car-E Segment)</b>			
2.1 (5N2)		Gasolina	RWD	2156	85	116	06.80-12.83	*
2.6 (9L6)		Gasolina	RWD	2645	122	166	08.81-10.83	*
2.3 Turbo Diesel (XD2S)		Diesel	RWD	2304	59	80	08.81-12.87	*