


LISTA DE APLICACIONES - BUYERS GUIDE

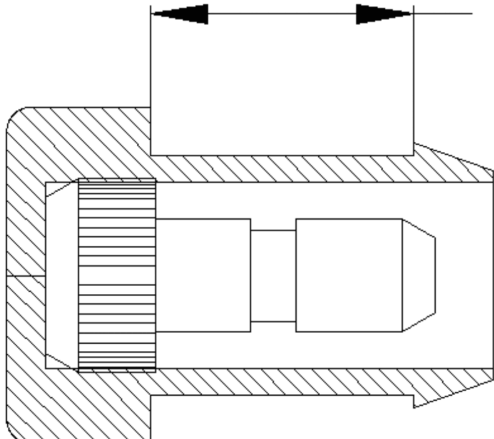
610055RB



8 424073 185976


Weight: 26

2x



5.5



610055RB



WVA
20248
20494
20495
20646
20647

Sin Filas



Trac.	CC	Kw	CV		
					
				Front / Rear	

ALPINE								
1300 01.70-12.75					Coupé (Sports car-S Segment)			
1.3	Gasolina	RWD	1289	54	73	01.74-12.75	*	
1.3 85	Gasolina	RWD	1289	60	81	01.70-12.73		
1600 01.69-12.75					Coupé (Sports car-S Segment)			
1.6	Gasolina	RWD	1565	75	102	01.70-12.71	*	
1.6 S	Gasolina	RWD	1565	101	138	01.69-12.73		
1.6 SC-SI	Gasolina	RWD	1605	93	127	01.73-12.75		
1.6 SC-SI	Gasolina	RWD	1605	103	140	01.73-12.75		
A310 01.71-12.84					Coupé (Sports car-S Segment)			
1.6	Gasolina	RWD	1605	93	127	01.71-12.77	*	
1.6 Injection	Gasolina	RWD	1605	94	127	01.76-12.77		
1.7	Gasolina	RWD	1647	70	95	01.71-12.77		
2.7 V6	Gasolina	RWD	2664	110	150	01.76-12.84		
A610 01.91-04.95					Coupé (Sports car-S Segment)			
3.0 Turbo (Z7X 744)	Gasolina	RWD	2975	184	250	01.91-04.95	*	
BERLINETTE 01.76-12.77					Coupé (Sport executive car-D Segment)			
1300	Gasolina	RWD	1289	50	68	01.76-12.77	*	
1600 SX	Gasolina	RWD	1647	70	95	01.76-12.77		
FIAT								
127 (127_) 06.71-05.96					[CAMBIADO]:Fastback (Supermini car-B Segment)			
0.9 (100 GL.048)	Gasolina	FWD	903	29	40	06.71-05.83	*	
1.0 Sport (127 A1.000)	Gasolina	FWD	1049	51	70	07.78-02.82	*	

LISTA DE APLICACIONES - BUYERS GUIDE

1.3 Sport (127 A3.000)	Gasolina	FWD	1301	55	75	12.81-05.83	*
127 Panorama (127_) 01.77-12.86				[CAMBIADO]:Break (Supermini car-B Segment)			
1.0 (127 A.000)	Gasolina	FWD	1049	37	50	01.77-12.86	*
1.3 D (127 A5.000)	Diesel	FWD	1301	33	45	06.81-12.86	*
130 (130_) 10.71-03.78				Coupé (Executive car-E Segment)			
3.2 (BC) (130 B.000)	Gasolina	RWD	3235	121	165	10.71-03.78	*
130 (130_) 06.69-03.78				Sedán (Executive car-E Segment)			
2.9	Gasolina	RWD	2866	103	140	06.69-12.71	*
2.9	Gasolina	RWD	2866	117	160	10.70-12.71	*
3.2 (B) (130 B.000)	Gasolina	RWD	3235	121	165	12.71-03.78	*
131 (131_) 10.74-03.87				Sedán (Compact car-C Segment)			
1.3 Mirafiori (131 A6.000)	Gasolina	RWD	1297	40	54	10.74-09.81	*
1.3 Mirafiori (131A) (131 A.000)	Gasolina	RWD	1297	48	65	10.74-12.82	*
1.3 Super Mirafiori (131 B.000)	Gasolina	RWD	1297	57	78	03.78-12.80	*
1.4 Mirafiori (131 C.000)	Gasolina	RWD	1367	51	70	11.80-01.84	*
1.4 Mirafiori (131 C1.000)	Gasolina	RWD	1367	51	70	11.80-01.84	*
1.4 Super Mirafiori (131 C1.000)	Gasolina	RWD	1367	55	75	04.81-12.83	*
1.6 (131A1) (131 A1.000)	Gasolina	RWD	1585	55	75	10.74-09.81	*
1.6 (131 C2.000)	Gasolina	RWD	1585	63	85	11.76-12.84	*
1.6 Super (131 C3.000)	Gasolina	RWD	1585	71	97	03.78-01.84	*
1.6 Super Mirafiori (A) (131 B1.000)	Gasolina	RWD	1585	72	98	03.79-03.82	*
2.0 Super (131 C4.000)	Gasolina	RWD	1995	83	113	01.81-12.84	*
2.0 Racing (131 B2.000)	Gasolina	RWD	1995	85	115	06.78-12.81	*
2.0 Abarth Rally (131 B2.000)	Gasolina	RWD	1995	103	140	01.76-07.80	*
2.0 D (8144.65)	Diesel	RWD	1995	44	60	03.78-03.87	*
2.5 D (8144.61)	Diesel	RWD	2445	53	72	06.78-02.84	*
131 Familiare/Panorama (131_) 03.75-12.84				[CAMBIADO]:Break (Compact car-C Segment)			
1.3 Mirafiori (131AF) (131 A6.000)	Gasolina	RWD	1297	40	54	03.75-12.78	*
1.3 Mirafiori (AF) (131 A.000)	Gasolina	RWD	1297	48	65	03.75-03.82	*
1.4 Mirafiori (131 C.000)	Gasolina	RWD	1367	51	70	11.81-01.84	*
1.4 Mirafiori (131 C1.000)	Gasolina	RWD	1367	51	70	11.81-01.84	*
1.6 CL (AF1) (131 A1.000)	Gasolina	RWD	1585	55	75	03.75-12.78	*
1.6 (131 C2.000)	Gasolina	RWD	1585	63	85	11.80-12.84	*
1.6 Super (131 C3.000)	Gasolina	RWD	1585	72	97	12.79-12.81	*
2.0 Super (131 C4.000)	Gasolina	RWD	1995	83	113	01.81-12.84	*
2.0 D (8144.65)	Diesel	RWD	1995	44	60	07.78-08.84	*
2.5 Super Diesel (AF) (8144.61)	Diesel	RWD	2445	53	72	03.79-12.84	*
132 (132_) 04.72-12.82				Sedán (Large family car-D Segment)			
1.6 (132 C.000)	Gasolina	RWD	1585	65	88	05.77-09.82	*
1.6 (132 C6.000)	Gasolina	RWD	1585	66	90	03.77-12.81	*
1.6 (132 C.000)	Gasolina	RWD	1585	72	98	01.76-12.82	*
1.6 (132 BB OA O)	Gasolina	RWD	1592	72	98	04.72-01.76	*
1.7 Special (A1) (132 B1.000)	Gasolina	RWD	1756	77	105	04.72-01.74	*
1.7 GLS (A1) (132 B1.000)	Gasolina	RWD	1756	79	107	04.74-12.75	*
1.7 GLS (A1) (132 B1.000)	Gasolina	RWD	1756	82	112	11.75-01.77	*
2.0 (132 C2.000)	Gasolina	RWD	1995	83	113	01.76-06.81	*
2.0 GLS	Gasolina	FWD	1995	84	115	01.76-12.76	*
2.0 i.e. (132 C3.000)	Gasolina	RWD	1995	90	122	01.80-12.82	*
2.0 D (8144.65)	Diesel	RWD	1995	44	60	07.78-07.82	*

LISTA DE APLICACIONES - BUYERS GUIDE

2.5 D (8144.61)	Diesel	RWD	2445	53	72	07.78-07.82	*
ARGENTA (132_) 05.77-03.87				Sedán (Large family car-D Segment)			
1600 (132 D.000)	Gasolina	RWD	1585	72	98	04.81-12.85	*
CAMPAGNOLA (110_) 06.74-10.89				Closed SUV (Off-Road SUV-J Segment)			
2.4 D (8144.61.200)	Diesel	4WD	2445	53	72	06.74-10.89	*
RITMO / STRADA (138_) 01.78-12.88				[CAMBIADO]:Fastback (Compact car-C Segment)			
1.3 (138 A3.000)	Gasolina	FWD	1301	55	75	01.81-09.82	*
1.5 (138 A2.000)	Gasolina	FWD	1498	55	75	01.78-12.88	*
1.5 (138 C2.048)	Gasolina	FWD	1498	55	75	01.78-12.88	*
1.5 (138 C3.048)	Gasolina	FWD	1498	55	75	01.78-12.88	*
1.5 (149 C1.000)	Gasolina	FWD	1498	55	75	01.78-12.88	*
1.5 (138 A4.000)	Gasolina	FWD	1498	63	85	01.81-05.87	*
1.6 (138 AR.000)	Gasolina	FWD	1585	77	105	05.81-12.87	*
125 TC Abarth 2.0	Gasolina	FWD	1995	92	125	11.81-09.82	*
1.7 Diesel (138 A5.000)	Diesel	FWD	1714	40	55	10.79-09.82	*
1.7 Diesel	Diesel	RWD	1714	43	58	10.79-10.85	*
RITMO Bertone / STRADA (138_) 10.79-07.89				Cabrió (Compact car-C Segment)			
1.3 (138 A1.000)	Gasolina	FWD	1301	48	65	10.79-09.83	*
50 1.3 (138 B2.000)	Gasolina	FWD	1302	50	68	10.85-12.87	*
1.5 CL	Gasolina	FWD	1495	55	75	10.79-	*
85 1.5 (138 B3.000)	Gasolina	FWD	1498	60	82	03.83-12.86	*
85 1.5 (138 A4.000)	Gasolina	FWD	1498	63	86	01.80-07.89	*
100 1.6 (138 AR.048)	Gasolina	FWD	1585	74	100	10.85-12.87	*
100 1.6 (138 AR.000)	Gasolina	FWD	1585	77	105	10.85-12.87	*
X-1/9 (128_) 11.72-12.89				Targa (Sports car-S Segment)			
1.5 (128AS1_) (138 A4.000)	Gasolina	RWD	1498	63	85	11.78-12.89	*
1.5 (128AS1_) (138 AS.000)	Gasolina	RWD	1498	63	85	11.78-12.89	*
1.5 (138 BS.031)	Gasolina	RWD	1499	56	76	06.85-12.89	*
LOTUS							
ESPRIT III 05.80-05.89				Coupé (Sports car-S Segment)			
2.2 (912)	Gasolina	RWD	2174	119	162	05.80-08.86	*
2.2 HC	Gasolina	FWD	2195	159	217	05.80-	*
ESPRIT IV-V (082) 09.88-12.04				Coupé (Sports car-S Segment)			
2.2 16V Turbo SE (910 S)	Gasolina	RWD	2174	197	268	05.89-09.96	*
2.2	Gasolina	RWD	2174	209	284	10.94-08.96	*
EXCEL 10.83-08.91				Coupé (Sports car-S Segment)			
2.2 SE/SA (912 S)	Gasolina	RWD	2172	135	184	10.84-08.91	*
RENAULT							
ESPACE (J11_) 07.84-12.92				MPV (Large MPV-M1 Segment)			
2.0 i (J116) (J7R 760)	Gasolina	FWD	1995	87	118	01.89-12.90	*
2.0 i Quadra (J116) (J7R 760)	Gasolina	4WD	1995	87	118	03.88-12.92	*
2.2 (J117) (J7T 770)	Gasolina	FWD	2165	79	108	07.86-12.90	*
2.2 Quadra (J117) (J7T 770)	Gasolina	4WD	2165	79	108	01.88-12.90	*
2.1 TD (J/S115) (J8S 240)	Diesel	FWD	2068	65	88	10.84-12.90	*
2.1 TD (J/S115) (J8S 774)	Diesel	FWD	2068	65	88	10.84-12.90	*
2.1 TD (J/S115) (J8S 776)	Diesel	FWD	2068	65	88	10.84-12.90	*

LISTA DE APLICACIONES - BUYERS GUIDE

SPACE II (J/S63_) 01.91-10.97					MPV (Large MPV-M1 Segment)			
2.0 (J636) (J7R 768)		Gasolina	FWD	1995	76	103	01.91-10.96	*
2.2 (J/S637, J63G) (J7T 772)		Gasolina	FWD	2165	79	108	01.91-10.96	*
2.2 (J/S637, J63G) (J7T 773)		Gasolina	FWD	2165	79	108	01.91-10.96	*
2.2 (J/S637, J63G) (J7T 776)		Gasolina	FWD	2165	79	108	01.91-10.96	*
2.2 4x4 (J/S637, J63G) (J7T 772)		Gasolina	4WD	2165	79	108	03.91-12.96	*
2.2 4x4 (J/S637, J63G) (J7T 773)		Gasolina	4WD	2165	79	108	03.91-12.96	*
2.8 V6 (J638, J63J) (Z7W 712)		Gasolina	FWD	2849	110	150	01.91-10.96	*
2.8 V6 (J638, J63J) (Z7W 713)		Gasolina	FWD	2849	110	150	01.91-10.96	*
2.8 V6 (J638, J63J) (Z7W 717)		Gasolina	FWD	2849	110	150	01.91-10.96	*
2.1 TD (J633, J634, J/S635, J/S63D) (J8S 610)		Diesel	FWD	2068	65	88	01.91-10.96	*
2.1 TD (J633, J634, J/S635, J/S63D) (J8S 772)		Diesel	FWD	2068	65	88	01.91-10.96	*
2.1 TD (J633, J634, J/S635, J/S63D) (J8S 776)		Diesel	FWD	2068	65	88	01.91-10.96	*
2.1 TD (J633, J634, J/S635, J/S63D) (J8S 778)		Diesel	FWD	2068	65	88	01.91-10.96	*
2.1 TD (J63E) (J8S 612)		Diesel	FWD	2068	66	90	11.94-10.96	*
SPACE II VAN (J/S63_) 01.91-10.97					Furgoneta/MPV (Large MPV-M1 Segment)			
2.2 (S637)		Gasolina	FWD	2165	79	107	06.92-10.96	*
2.1 TD (S635, S63D)		Diesel	FWD	2068	65	88	06.92-10.96	*
FUEGO (136_) 02.80-11.92					Coupé (Sports car-S Segment)			
1.6 Turbo (1365) (A5L 750)		Gasolina	FWD	1565	97	132	08.83-10.85	*
R 12 (117_, 133_) 08.70-12.83					[CAMBIADO]:Break (Compact car-C Segment)			
1.6		Gasolina	FWD	1565	75	102	08.70-08.76	*
1.6		Gasolina	FWD	1565	83	113	08.70-07.75	*
R 12 (117_) 10.69-12.84					Sedán (Compact car-C Segment)			
1.6 Gordini (1173) (807.20)		Gasolina	FWD	1565	83	113	08.70-12.74	*
1.6 Gordini (1173) (821.20)		Gasolina	FWD	1565	83	113	08.70-12.74	*
R 16 (115_) 09.65-08.80					[CAMBIADO]:Fastback (Large family car-D Segment)			
1.5 (697.01)		Gasolina	FWD	1470	40	55	09.65-10.75	*
1.6 TL (1152, 1153, 1157) (821)		Gasolina	FWD	1565	48	65	01.71-08.80	*
1.6 TL (1152, 1153, 1157) (821.03)		Gasolina	FWD	1565	48	65	01.71-08.80	*
1.6 TL (1152, 1153, 1157) (821.04)		Gasolina	FWD	1565	48	65	01.71-08.80	*
1.6 TS (1151, 1154) (807)		Gasolina	FWD	1565	61	83	09.68-08.80	*
1.6 TS (1151, 1154) (807.04)		Gasolina	FWD	1565	61	83	09.68-08.80	*
1.6 TS (1151, 1154) (807.05)		Gasolina	FWD	1565	61	83	09.68-08.80	*
1.6 TA		Gasolina	FWD	1647	52	71	01.69-08.80	*
1.6 TX (1156) (843)		Gasolina	FWD	1647	68	93	06.74-08.80	*
1.6 TX (1156) (843.01)		Gasolina	FWD	1647	68	93	06.74-08.80	*
R 17 03.72-10.80					Coupé (Compact car-C Segment)			
1.6 Gordini (844.12)		Gasolina	FWD	1605	79	108	03.74-10.80	*
R 18 (134_) 04.78-11.94					Sedán (Large family car-D Segment)			
1.6 Turbo (1345) (A5L 717)		Gasolina	FWD	1565	92	125	10.82-07.86	*
1.6 Turbo (1345) (A5L 718)		Gasolina	FWD	1565	92	125	10.82-07.86	*
R 18 Variable (135_) 02.79-11.94					[CAMBIADO]:Break (Large family car-D Segment)			
1.6 Turbo (A5L 717)		Gasolina	FWD	1565	92	125	10.82-07.86	*
1.6 Turbo (A5L 718)		Gasolina	FWD	1565	92	125	10.82-07.86	*
R 21 (K48_) 03.86-07.97					[CAMBIADO]:Break (Large family car-D Segment)			
2.0 (J6R 758)		Gasolina	FWD	1995	75	102	06.91-05.93	*

LISTA DE APLICACIONES - BUYERS GUIDE

2.0 (J6R 759)		Gasolina	FWD	1995	75	102	06.91-05.93	*
2.0 (J6R 792)		Gasolina	FWD	1995	75	102	06.91-05.93	*
2.0 (K483) (J7R 750)		Gasolina	FWD	1995	85	116	06.86-12.88	*
2.0 (K483) (J7R 751)		Gasolina	FWD	1995	85	116	06.86-12.88	*
2.0 (J7R 750)		Gasolina	FWD	1995	86	117	07.89-06.92	*
2.0 (J7R 751)		Gasolina	FWD	1995	86	117	07.89-06.92	*
2.0 (K48C) (J7R 746)		Gasolina	FWD	1995	88	120	03.86-12.93	*
2.0 (K48C) (J7R 747)		Gasolina	FWD	1995	88	120	03.86-12.93	*
2.0 4x4 (J7R 746)		Gasolina	4WD	1995	88	120	03.89-12.93	*
2.0 4x4 (J7R 747)		Gasolina	4WD	1995	88	120	03.89-12.93	*
2.0 (K48R) (J7R 740)		Gasolina	FWD	1995	99	135	06.90-02.94	*
2.2 (K48K) (J7T 754)		Gasolina	FWD	2165	79	108	06.86-11.93	*
2.2 (K48K) (J7T 755)		Gasolina	FWD	2165	79	108	06.86-11.93	*
2.2 4x4 (K48K) (J7T 754)		Gasolina	4WD	2165	79	107	06.86-12.93	*
2.2 4x4 (K48K) (J7T 755)		Gasolina	4WD	2165	79	107	06.86-12.93	*
2.1 D (K/S486) (J8S 704)		Diesel	FWD	2068	48	65	10.86-09.90	*
2.1 D 4x4 (K486) (J8S 704)		Diesel	4WD	2068	48	65	10.88-05.92	*
2.1 D (K480) (J8S 784)		Diesel	FWD	2068	51	69	02.92-09.95	*
2.1 D (K/S48V, K/S48O) (J8S 600)		Diesel	FWD	2068	53	72	08.89-12.92	*
2.1 D (K/S48V, K/S48O) (J8S 740)		Diesel	FWD	2068	53	72	08.89-12.92	*
2.1 Turbo-D (K48A, K48W, K487, K488) (J8S 714)		Diesel	FWD	2068	65	88	10.86-11.93	*
2.1 Turbo-D (K48A, K48W, K487, K488) (J8S 786)		Diesel	FWD	2068	65	88	10.86-11.93	*
2.1 Turbo-D (K48A, K48W, K487, K488) (J8S 788)		Diesel	FWD	2068	65	88	10.86-11.93	*
R 21 (B48_) 07.89-06.94					[CAMBIADO]:Fastback (Large family car-D Segment)			
2.0		Gasolina	FWD	1995	75	102	06.91-05.93	*
2.0 (J7R 750)		Gasolina	FWD	1995	86	117	07.89-06.92	*
2.0 (J7R 751)		Gasolina	FWD	1995	86	117	07.89-06.92	*
2.0 (B48C) (J7R 746)		Gasolina	FWD	1995	88	120	09.89-12.93	*
2.0 (B48C) (J7R 747)		Gasolina	FWD	1995	88	120	09.89-12.93	*
2.0 (B48R/Y) (J7R 740)		Gasolina	FWD	1995	99	135	02.90-10.92	*
2.0 4x4 (B48R/Y) (J7R 740)		Gasolina	4WD	1995	99	135	09.90-10.92	*
2.0 TXi (J7R 740)		Gasolina	FWD	1995	100	136	07.89-05.93	*
2.0 TXi (J7R 754)		Gasolina	FWD	1995	100	136	07.89-05.93	*
2.2 (B48K) (J7T 754)		Gasolina	FWD	2165	79	107	09.89-06.94	*
2.2 (B48K) (J7T 755)		Gasolina	FWD	2165	79	107	09.89-06.94	*
2.2 4x4 (B48K) (J7T 754)		Gasolina	4WD	2165	79	107	07.90-06.94	*
2.2 4x4 (B48K) (J7T 755)		Gasolina	4WD	2165	79	107	07.90-06.94	*
2.2 (J7T 755)		Gasolina	FWD	2165	81	110	07.89-05.93	*
2.1 D (J8S 704)		Diesel	FWD	2068	50	68	07.89-05.93	*
2.1 D (J8S 784)		Diesel	FWD	2068	50	68	07.89-05.93	*
2.1 D (B480) (J8S 784)		Diesel	FWD	2068	51	69	04.92-06.94	*
2.1 D (B48V/B48O) (J8S 600)		Diesel	FWD	2068	53	72	09.89-12.92	*
2.1 D (B48V/B48O) (J8S 740)		Diesel	FWD	2068	53	72	09.89-12.92	*
2.1 Turbo-D (B486, B488, B48V) (J8S 714)		Diesel	FWD	2068	65	88	09.89-06.94	*
2.1 Turbo-D (B486, B488, B48V) (J8S 786)		Diesel	FWD	2068	65	88	09.89-06.94	*
2.1 Turbo-D (B486, B488, B48V) (J8S 788)		Diesel	FWD	2068	65	88	09.89-06.94	*
R 21 (S48_) 06.86-04.95					[CAMBIADO]:Furgón/Break (Large family car-D Segment)			
2.1 D (J8S 704)		Diesel	FWD	2068	49	67	06.86-08.94	*
R 21 (L48_) 03.86-07.97					Sedán (Large family car-D Segment)			
2.0 (L489) (J6R 758)		Gasolina	FWD	1995	75	102	03.86-10.93	*

LISTA DE APLICACIONES - BUYERS GUIDE

2.0 (L489) (J6R 759)		Gasolina	FWD	1995	75	102	03.86-10.93	*
2.0 (L489) (J6R 792)		Gasolina	FWD	1995	75	102	03.86-10.93	*
2.0 (L489) (J6R 793)		Gasolina	FWD	1995	75	102	03.86-10.93	*
2.0 (J6R 758)		Gasolina	FWD	1995	78	106	05.91-10.93	*
2.0 (L483) (J7R 750)		Gasolina	FWD	1995	85	116	03.86-12.88	*
2.0 (L483) (J7R 751)		Gasolina	FWD	1995	85	116	03.86-12.88	*
2.0 (L48C) (J7R 746)		Gasolina	FWD	1995	88	120	03.86-12.93	*
2.0 (L48C) (J7R 747)		Gasolina	FWD	1995	88	120	03.86-12.93	*
2.0 (L48R) (J7R 740)		Gasolina	FWD	1995	99	135	02.90-06.94	*
2.0 4x4 (L48R) (J7R 740)		Gasolina	4WD	1995	99	135	12.89-02.94	*
2.0 Turbo (L48L) (J7R 756)		Gasolina	FWD	1995	119	162	02.90-10.92	*
2.0 Turbo 4x4 (L48L) (J7R 756)		Gasolina	4WD	1995	119	162	02.90-10.92	*
2.0 Turbo (L485) (J7R 752)		Gasolina	FWD	1995	129	175	04.87-03.90	*
2.0 Turbo 4x4 (J7R 752)		Gasolina	4WD	1995	129	175	08.89-10.93	*
2.2 (L48K) (J7T 754)		Gasolina	FWD	2165	79	107	07.86-02.94	*
2.2 (L48K) (J7T 755)		Gasolina	FWD	2165	79	107	07.86-02.94	*
2.2 4x4 (L48K) (J7T 754)		Gasolina	4WD	2165	79	107	07.90-02.94	*
2.2 4x4 (L48K) (J7T 755)		Gasolina	4WD	2165	79	107	07.90-02.94	*
2.2 (J7T 755)		Gasolina	FWD	2165	81	110	04.86-06.89	*
2.1 D (L486) (J8S 704)		Diesel	FWD	2068	48	65	03.86-12.89	*
2.1 D (L480) (J8S 784)		Diesel	FWD	2068	51	69	10.92-06.94	*
2.1 D (L48V, L48O) (J8S 600)		Diesel	FWD	2068	53	72	05.89-06.94	*
2.1 D (L48V, L48O) (J8S 740)		Diesel	FWD	2068	53	72	05.89-06.94	*
2.1 Turbo-D (L48A, L48W, L487, L488) (J8S 714)		Diesel	FWD	2068	65	88	03.86-06.94	*
2.1 Turbo-D (L48A, L48W, L487, L488) (J8S 786)		Diesel	FWD	2068	65	88	03.86-06.94	*
2.1 Turbo-D (L48A, L48W, L487, L488) (J8S 788)		Diesel	FWD	2068	65	88	03.86-06.94	*
R 25 (B29_) 04.84-12.93					[CAMBIADO]:Fastback (Executive car-E Segment)			
2.0 (B297) (J6R 706)		Gasolina	FWD	1995	74	101	04.84-12.92	*
2.0 (B297) (J6R 707)		Gasolina	FWD	1995	74	101	04.84-12.92	*
2.0 (B297) (J6R 760)		Gasolina	FWD	1995	74	101	04.84-12.92	*
2.0 (B297) (J6R 762)		Gasolina	FWD	1995	74	101	04.84-12.92	*
2.0 (B297) (J6R 763)		Gasolina	FWD	1995	74	101	04.84-12.92	*
2.0 (J7R 722)		Gasolina	FWD	1995	88	120	03.87-12.93	*
2.0 (J7R 723)		Gasolina	FWD	1995	88	120	03.87-12.93	*
2.0 12V (B294) (J7R 726)		Gasolina	FWD	1995	99	135	06.89-12.92	*
2.0 12V (J7R 720)		Gasolina	FWD	1995	103	140	06.88-12.93	*
2.0 12V (J7R 721)		Gasolina	FWD	1995	103	140	06.88-12.93	*
2.2 (B29) (J7T 708)		Gasolina	FWD	2165	76	103	11.85-03.89	*
2.2 (B29) (J7T 732)		Gasolina	FWD	2165	76	103	11.85-03.89	*
2.2 (B29B) (J7T 708)		Gasolina	FWD	2165	79	108	09.86-12.92	*
2.2 (B29B) (J7T 732)		Gasolina	FWD	2165	79	108	09.86-12.92	*
2.2 (B29B) (J7T 733)		Gasolina	FWD	2165	79	108	09.86-12.92	*
2.2 (B29E) (J7T 706)		Gasolina	FWD	2165	89	121	04.84-12.89	*
2.2 (B29E) (J7T 707)		Gasolina	FWD	2165	89	121	04.84-12.89	*
2.2 (B29E) (J7T 714)		Gasolina	FWD	2165	89	121	04.84-12.89	*
2.2 (B29E) (J7T 715)		Gasolina	FWD	2165	89	121	04.84-12.89	*
2.2 (B29E) (J7T 730)		Gasolina	FWD	2165	91	124	04.84-12.89	*
2.2 (B29E) (J7T 731)		Gasolina	FWD	2165	91	124	04.84-12.89	*
2.4 V6 Turbo (B295) (Z7U 702)		Gasolina	FWD	2458	133	181	10.84-05.90	*
2.5 V6 Turbo (B29G) (Z7U 700)		Gasolina	FWD	2458	151	205	01.90-12.92	*
2.7 V6 Injection (B298) (Z7V 708)		Gasolina	FWD	2664	104	141	04.84-08.89	*

LISTA DE APLICACIONES - BUYERS GUIDE

2.7 V6 Injection (B298) (Z7V 709)	Gasolina	FWD	2664	104	141	04.84-08.89	*
2.7 V6 Injection (B298) (Z7V 711)	Gasolina	FWD	2664	104	141	04.84-08.89	*
2.8 V6 Injection (B29A) (Z7W 702)	Gasolina	FWD	2849	100	136	06.86-02.88	*
2.8 V6 Injection (B29F) (Z7W 706)	Gasolina	FWD	2849	110	150	06.87-12.92	*
2.8 V6 Injection (B29F) (Z7W 707)	Gasolina	FWD	2849	110	150	06.87-12.92	*
2.8 V6 Injection (B29F) (Z7W 709)	Gasolina	FWD	2849	110	150	06.87-12.92	*
2.8 V6 (B293) (Z7W 700)	Gasolina	FWD	2849	115	156	06.87-02.90	*
2.1 Diesel (B296) (J8S 706)	Diesel	FWD	2068	46	63	04.84-05.89	*
2.1 Diesel (B296) (J8S 736)	Diesel	FWD	2068	51	69	06.89-12.92	*
2.1 Turbo-D FWD (B290, B29W) (J8S 708)	Diesel	FWD	2068	63	86	04.84-12.92	*
2.1 Turbo-D FWD (B290, B29W) (J8S 738)	Diesel	FWD	2068	63	86	04.84-12.92	*
R 30 (127_) 02.75-03.86				[CAMBIADO]:Fastback (Executive car-E Segment)			
2.6 (1273) (112)	Gasolina	FWD	2664	92	125	08.76-08.78	*
2.6 TS (1275) (144)	Gasolina	FWD	2664	94	128	07.78-01.84	*
2.6 (1273) (112)	Gasolina	FWD	2664	96	131	02.75-07.76	*
2.6 TX (1278) (140)	Gasolina	FWD	2664	105	143	10.78-12.83	*
R 5 / LE CAR (122_) 01.72-12.85				[CAMBIADO]:Fastback (Supermini car-B Segment)			
1.4 Alpine Turbo (122B) (840 726)	Gasolina	FWD	1397	79	108	10.81-01.85	*
1.4 Alpine Turbo (122B) (C6J 750)	Gasolina	FWD	1397	79	108	10.81-01.85	*
1.4 (840 730)	Gasolina	RWD	1397	118	160	09.80-03.85	*
1.4 Turbo (8220) (840 730)	Gasolina	RWD	1397	118	160	06.80-01.85	*
SEAT							
128 (128A) 01.76-12.80				Sedán (Supermini car-B Segment)			
1.4 (124 B2.000)	Gasolina	FWD	1438	57	78	01.76-12.80	*
131 (131A) 05.75-12.86				Sedán (Compact car-C Segment)			
1.5 (138 A00)	Gasolina	RWD	1438	55	75	03.82-01.85	*
1.6 (132 BB OA O)	Gasolina	RWD	1592	71	97	03.82-01.85	*
2.0 (131 C4.000)	Gasolina	RWD	1994	85	116	06.78-12.85	*
2.4 Diesel (8144.61)	Diesel	RWD	2445	53	72	06.78-12.86	*
132 (132A) 01.73-12.82				Sedán (Large family car-D Segment)			
1.6 (132B0000)	Gasolina	RWD	1592	72	98	05.73-12.80	*
1.8	Gasolina	RWD	1756	77	105	05.73-12.80	*
1.9 (B1BE200)	Gasolina	RWD	1924	80	109	05.79-12.82	*
2.0 D	Diesel	RWD	1988	40	55	05.73-12.80	*
2.2 D (OM 615.912)	Diesel	RWD	2197	44	60	05.79-12.82	*
TALBOT							
MURENA 09.80-01.85				Coupé (Sports car-S Segment)			
1.6 (X5J2A)	Gasolina	RWD	1577	66	90	08.81-01.85	*
2.1 S (X5N2)	Gasolina	RWD	2128	103	140	04.83-01.85	*
2.1 (5N2)	Gasolina	RWD	2156	85	116	09.80-07.84	*
SAMBA 01.81-12.87				[CAMBIADO]:Fastback (Supermini car-B Segment)			
0.9 (51A601, 51A591) (5C1(XV5))	Gasolina	FWD	947	31	42	01.81-12.85	*
0.9 (51A601, 51A591) (5C1(XV8))	Gasolina	FWD	947	31	42	01.81-12.85	*
1.1 (51A611, 51A702) (XW7)	Gasolina	FWD	1124	37	50	01.81-06.86	*
1.2 Rallye (51A692) (129 D)	Gasolina	FWD	1210	65	88	01.83-10.86	*
1.4 (51A642) (150 D)	Gasolina	FWD	1351	44	60	06.83-10.86	*
1.4 (51A632) (XY7)	Gasolina	FWD	1360	53	72	01.81-06.86	*
1.4 (51A632) (XY8)	Gasolina	FWD	1360	53	72	01.81-06.86	*

LISTA DE APLICACIONES - BUYERS GUIDE

1.4 Rallye (51A642) (XY8)	Gasolina	FWD	1360	58	79	01.83-10.86	*
SIMCA 1307-1510 07.75-04.84				[CAMBIADO]:Fastback (Large family car-D Segment)			
Simca 1307 1.3	Gasolina	FWD	1294	44	60	09.75-01.80	*
Simca 1307 1.3S	Gasolina	FWD	1294	60	82	07.75-12.78	*
1.3 GL	Gasolina	FWD	1295			07.75-	*
Simca 1307 1.3	Gasolina	FWD	1296	50	68	07.75-01.80	*
1.4 GL	Gasolina	FWD	1395			07.75-	*
Simca 1308 1.4 (6Y2)	Gasolina	FWD	1424	55	75	11.78-08.80	*
Simca 1308 1.4 (6Y2D)	Gasolina	FWD	1424	55	75	11.78-08.80	*
Simca 1308 1.4 (6Y2)	Gasolina	FWD	1424	63	86	11.78-08.81	*