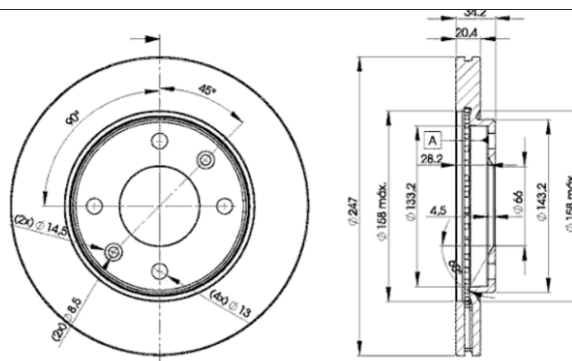


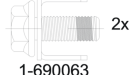
# LISTA DE APLICACIONES - BUYERS GUIDE

## 3R14394694

Weight: 10.505



181439-702



8x  
1-Ref. 640121 E

## 3R14394694



Bosch

131x47.3x18



Ø247x20.4x34.2

WVA

23597

Sin Filas



Trac.	CC	Kw	CV	
				 
				Front / Rear

### PEUGEOT

#### 206 (2A/C) 08.98-

[CAMBIADO]:Fastback (Supermini car-B Segment)

1.4 i (KFW (TU3A))	Gasolina	FWD	1360	55	75	09.98-12.12	*
1.4 i (KFW (TU3A))	Gasolina	FWD	1360	55	75	09.98-12.12	*
1.4 i (KFW (TU3JP))	Gasolina	FWD	1360	55	75	09.98-12.12	*
1.4 i (KFW (TU3JP))	Gasolina	FWD	1360	55	75	09.98-12.12	*
1.4 i (KFX (TU3JP))	Gasolina	FWD	1360	55	75	09.98-12.12	*
1.4 i (KFX (TU3JP))	Gasolina	FWD	1360	55	75	09.98-12.12	*
1.4 16V (KFU (ET3J4))	Gasolina	FWD	1360	65	88	10.03-02.08	*
1.4 16V (KFU (ET3J4))	Gasolina	FWD	1360	65	88	10.03-02.08	*
1.6 i (NFZ (TU5JP))	Gasolina	FWD	1587	65	89	09.98-12.00	*
1.6 i (NFZ (TU5JP))	Gasolina	FWD	1587	65	89	09.98-12.00	*
1.4 HDi eco 70 (8HX (DV4TD))	Diesel	FWD	1398	50	68	09.01-04.09	*
1.4 HDi eco 70 (8HX (DV4TD))	Diesel	FWD	1398	50	68	09.01-04.09	*
1.4 HDi eco 70 (8HZ (DV4TD))	Diesel	FWD	1398	50	68	09.01-04.09	*
1.4 HDi eco 70 (8HZ (DV4TD))	Diesel	FWD	1398	50	68	09.01-04.09	*
1.9 D (WJY (DW8B))	Diesel	FWD	1868	51	69	09.98-11.01	*
1.9 D (WJY (DW8B))	Diesel	FWD	1868	51	69	09.98-11.01	*
1.9 D (WJZ (DW8))	Diesel	FWD	1868	51	69	09.98-11.01	*
1.9 D (WJZ (DW8))	Diesel	FWD	1868	51	69	09.98-11.01	*

#### 206 03.07-

Sedán (Supermini car-B Segment)

1.4 (KFV (TU3A))	Gasolina	FWD	1360	55	75	03.07-	*
1.4 (KFV (TU3A))	Gasolina	FWD	1360	55	75	03.07-	*
1.4 (KFW (TU3JP))	Gasolina	FWD	1360	55	75	03.07-	*

## LISTA DE APLICACIONES - BUYERS GUIDE

1.4 (KFW (TU3JP))	Gasolina	FWD	1360	55	75	03.07-	*
-------------------	----------	-----	------	----	----	--------	---