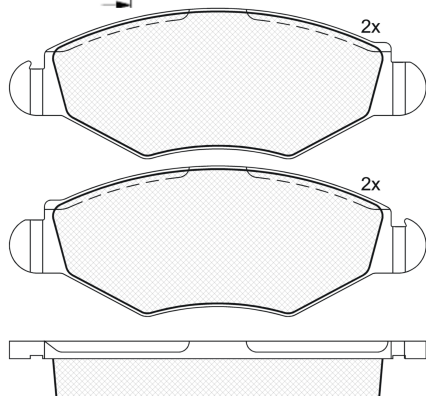
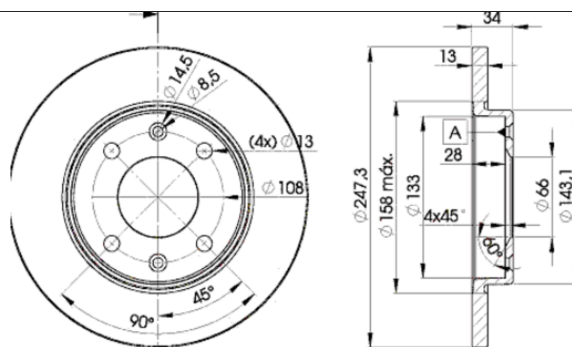


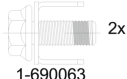
LISTA DE APLICACIONES - BUYERS GUIDE

3R14394298

Weight: 9.625



181439-702



1-Ref. 640121 E

3R14394298



Bosch

131x47.3x18

Ø247x13x34.2

WVA

23597

Sin Filas



Trac.	CC	Kw	CV
-------	----	----	----



Front / Rear

PEUGEOT

206 (2A/C) 08.98-

[CAMBIADO]:Fastback (Supermini car-B Segment)

1.0	Gasolina	FWD	999	45	61	09.02-02.07	*
1.0	Gasolina	FWD	999	45	61	09.02-02.07	*
1.1 i (HFX (TU1JP))	Gasolina	FWD	1124	44	60	09.98-02.07	*
1.1 i (HFX (TU1JP))	Gasolina	FWD	1124	44	60	09.98-02.07	*
1.1 i (HFZ (TU1JP))	Gasolina	FWD	1124	44	60	09.98-02.07	*
1.1 i (HFZ (TU1JP))	Gasolina	FWD	1124	44	60	09.98-02.07	*
1.4 i (KFW (TU3A))	Gasolina	FWD	1360	55	75	09.98-12.12	*
1.4 i (KFW (TU3A))	Gasolina	FWD	1360	55	75	09.98-12.12	*
1.4 i (KFW (TU3JP))	Gasolina	FWD	1360	55	75	09.98-12.12	*
1.4 i (KFW (TU3JP))	Gasolina	FWD	1360	55	75	09.98-12.12	*
1.4 i (KFX (TU3JP))	Gasolina	FWD	1360	55	75	09.98-12.12	*
1.4 i (KFX (TU3JP))	Gasolina	FWD	1360	55	75	09.98-12.12	*
1.4 16V (KFU (ET3J4))	Gasolina	FWD	1360	65	88	10.03-02.08	*
1.4 16V (KFU (ET3J4))	Gasolina	FWD	1360	65	88	10.03-02.08	*
1.0	Gasol./el éc.	FWD	999	48	65	09.02-02.07	*
1.0	Gasol./el éc.	FWD	999	48	65	09.02-02.07	*
1.4 HDi eco 70 (8HX (DV4TD))	Diesel	FWD	1398	50	68	09.01-04.09	*
1.4 HDi eco 70 (8HX (DV4TD))	Diesel	FWD	1398	50	68	09.01-04.09	*
1.4 HDi eco 70 (8HZ (DV4TD))	Diesel	FWD	1398	50	68	09.01-04.09	*
1.4 HDi eco 70 (8HZ (DV4TD))	Diesel	FWD	1398	50	68	09.01-04.09	*

206 03.07-

Sedán (Supermini car-B Segment)

1.4 (KFV (TU3A))	Gasolina	FWD	1360	55	75	03.07-	*
------------------	----------	-----	------	----	----	--------	---

LISTA DE APLICACIONES - BUYERS GUIDE

1.4 (KfV (TU3A))	Gasolina	FWD	1360	55	75	03.07-	*
1.4 (KfW (TU3JP))	Gasolina	FWD	1360	55	75	03.07-	*
1.4 (KfW (TU3JP))	Gasolina	FWD	1360	55	75	03.07-	*
206 SW (2E/K) 07.02-				[CAMBIADO]:Break (Supermini car-B Segment)			
1.1 (HfX (TU1JP))	Gasolina	FWD	1124	44	60	07.02-02.07	*
1.1 (HfX (TU1JP))	Gasolina	FWD	1124	44	60	07.02-02.07	*
1.4 (KfV (TU3A))	Gasolina	FWD	1360	55	75	07.02-02.07	*
1.4 (KfV (TU3A))	Gasolina	FWD	1360	55	75	07.02-02.07	*
1.4 (KfW (TU3JP))	Gasolina	FWD	1360	55	75	07.02-02.07	*
1.4 (KfW (TU3JP))	Gasolina	FWD	1360	55	75	07.02-02.07	*
1.4 16V (KfU (ET3J4))	Gasolina	FWD	1360	65	88	10.03-	*
1.4 16V (KfU (ET3J4))	Gasolina	FWD	1360	65	88	10.03-	*
1.4 HDi (8HX (DV4TD))	Diesel	FWD	1398	50	68	07.02-02.07	*
1.4 HDi (8HX (DV4TD))	Diesel	FWD	1398	50	68	07.02-02.07	*