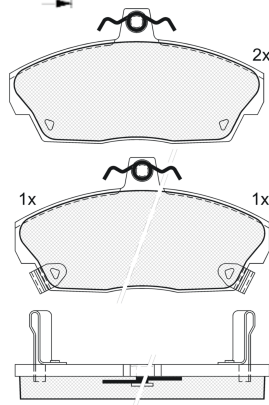
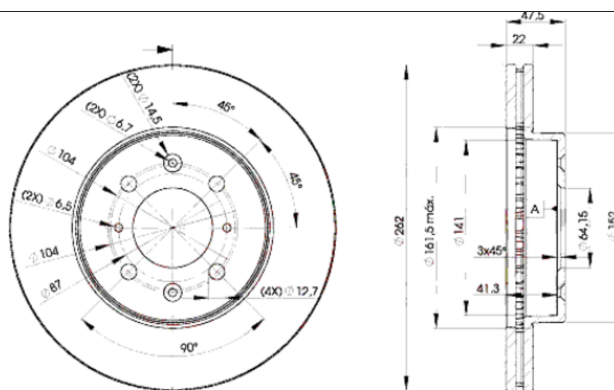


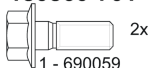
LISTA DE APLICACIONES - BUYERS GUIDE

3R08600830

Weight: 13.364



180860-701



3R08600830



Lucas - Girling

129.1x68.7x18

Ø262x22x47.5

WVA

21515

Sin Filas



Trac.

CC

Kw

CV



Front / Rear

HONDA

CONCERTO (HW, MA) 08.89-10.96

[CAMBIADO]:Fastback (Compact car-C Segment)

| | | | | | | | |
|-------------------------|----------|-----|------|----|-----|-------------|---|
| 1.4 (D14A1) | Gasolina | FWD | 1396 | 61 | 83 | 10.89-10.92 | * |
| 1.4 (D14A1) | Gasolina | FWD | 1396 | 61 | 83 | 10.89-10.92 | * |
| 1.4 (D14A1) | Gasolina | FWD | 1396 | 66 | 90 | 08.89-10.91 | * |
| 1.4 (D14A1) | Gasolina | FWD | 1396 | 66 | 90 | 08.89-10.91 | * |
| 1.4 (D14A8) | Gasolina | FWD | 1396 | 66 | 90 | 08.89-10.91 | * |
| 1.4 (D14A8) | Gasolina | FWD | 1396 | 66 | 90 | 08.89-10.91 | * |
| 1.5 i 16V (MA1) (D15B2) | Gasolina | FWD | 1493 | 66 | 90 | 08.89-03.95 | * |
| 1.5 i 16V (MA1) (D15B2) | Gasolina | FWD | 1493 | 66 | 90 | 08.89-03.95 | * |
| 1.6 16V (D16Z2) | Gasolina | FWD | 1590 | 78 | 106 | 08.89-03.95 | * |
| 1.6 16V (D16Z2) | Gasolina | FWD | 1590 | 78 | 106 | 08.89-03.95 | * |
| 1.6 i 16V (D16Z2) | Gasolina | FWD | 1590 | 82 | 112 | 08.89-03.95 | * |
| 1.6 i 16V (D16Z2) | Gasolina | FWD | 1590 | 82 | 112 | 08.89-03.95 | * |
| 1.6 i 16V (HW) (D16A8) | Gasolina | FWD | 1590 | 90 | 122 | 08.89-03.95 | * |
| 1.6 i 16V (HW) (D16A8) | Gasolina | FWD | 1590 | 90 | 122 | 08.89-03.95 | * |
| 1.6 i 16V (HW) (D16Z4) | Gasolina | FWD | 1590 | 90 | 122 | 08.89-03.95 | * |
| 1.6 i 16V (HW) (D16Z4) | Gasolina | FWD | 1590 | 90 | 122 | 08.89-03.95 | * |
| 1.6 (D16A9) | Gasolina | FWD | 1590 | 96 | 131 | 10.89-10.92 | * |
| 1.6 (D16A9) | Gasolina | FWD | 1590 | 96 | 131 | 10.89-10.92 | * |
| 1.8 TD | Diesel | RWD | 1769 | 58 | 79 | 08.94-10.96 | * |
| 1.8 TD | Diesel | RWD | 1769 | 58 | 79 | 08.94-10.96 | * |
| 1.8 TD | Diesel | RWD | 1769 | 65 | 88 | 08.94-10.96 | * |
| 1.8 TD | Diesel | RWD | 1769 | 65 | 88 | 08.94-10.96 | * |

LISTA DE APLICACIONES - BUYERS GUIDE

| CONCERTO (HWW) 08.89-05.95 | | | | | Sedán (Compact car-C Segment) | | | |
|----------------------------|--|----------|-----|------|---|-----|-------------|---|
| 1.4 (D14A1) | | Gasolina | FWD | 1396 | 61 | 83 | 10.89-10.92 | * |
| 1.4 (D14A1) | | Gasolina | FWD | 1396 | 61 | 83 | 10.89-10.92 | * |
| 1.4 (D14A1) | | Gasolina | FWD | 1396 | 66 | 90 | 08.89-10.91 | * |
| 1.4 (D14A1) | | Gasolina | FWD | 1396 | 66 | 90 | 08.89-10.91 | * |
| 1.4 (D14A8) | | Gasolina | FWD | 1396 | 66 | 90 | 08.89-10.91 | * |
| 1.4 (D14A8) | | Gasolina | FWD | 1396 | 66 | 90 | 08.89-10.91 | * |
| 1.5 i 16V (D15B2) | | Gasolina | FWD | 1493 | 66 | 90 | 08.89-05.95 | * |
| 1.5 i 16V (D15B2) | | Gasolina | FWD | 1493 | 66 | 90 | 08.89-05.95 | * |
| 1.6 16V (D16Z2) | | Gasolina | FWD | 1590 | 78 | 106 | 08.89-03.95 | * |
| 1.6 16V (D16Z2) | | Gasolina | FWD | 1590 | 78 | 106 | 08.89-03.95 | * |
| 1.6 i 16V (D16Z2) | | Gasolina | FWD | 1590 | 82 | 112 | 08.89-03.95 | * |
| 1.6 i 16V (D16Z2) | | Gasolina | FWD | 1590 | 82 | 112 | 08.89-03.95 | * |
| 1.6 i 16V (D16A8) | | Gasolina | FWD | 1590 | 90 | 122 | 08.89-03.95 | * |
| 1.6 i 16V (D16A8) | | Gasolina | FWD | 1590 | 90 | 122 | 08.89-03.95 | * |
| 1.6 i 16V (D16Z4) | | Gasolina | FWD | 1590 | 90 | 122 | 08.89-03.95 | * |
| 1.6 i 16V (D16Z4) | | Gasolina | FWD | 1590 | 90 | 122 | 08.89-03.95 | * |
| 1.6 (D16A9) | | Gasolina | FWD | 1590 | 96 | 131 | 10.89-10.92 | * |
| 1.6 (D16A9) | | Gasolina | FWD | 1590 | 96 | 131 | 10.89-10.92 | * |
| ROVER | | | | | | | | |
| 200 II (XW) 10.89-12.95 | | | | | [CAMBIADO]:Fastback (Compact car-C Segment) | | | |
| 216 GSi (D 16 Z2) | | Gasolina | FWD | 1590 | 82 | 112 | 01.90-12.95 | * |
| 216 GSi (D 16 Z2) | | Gasolina | FWD | 1590 | 82 | 112 | 01.90-12.95 | * |
| 216 GSi (D 16 A7) | | Gasolina | FWD | 1590 | 85 | 116 | 10.89-10.95 | * |
| 216 GSi (D 16 A7) | | Gasolina | FWD | 1590 | 85 | 116 | 10.89-10.95 | * |
| 216 GTi (D 16 A8) | | Gasolina | FWD | 1590 | 90 | 122 | 01.90-10.95 | * |
| 216 GTi (D 16 A8) | | Gasolina | FWD | 1590 | 90 | 122 | 01.90-10.95 | * |
| 216 GTi (D 16 A9) | | Gasolina | FWD | 1590 | 96 | 130 | 09.90-10.95 | * |
| 216 GTi (D 16 A9) | | Gasolina | FWD | 1590 | 96 | 130 | 09.90-10.95 | * |
| 220 GTi (20 T4H) | | Gasolina | FWD | 1994 | 100 | 136 | 01.93-10.95 | * |
| 220 GTi (20 T4H) | | Gasolina | FWD | 1994 | 100 | 136 | 01.93-10.95 | * |
| 220 GTi (20 M4F) | | Gasolina | FWD | 1994 | 103 | 140 | 09.91-10.95 | * |
| 220 GTi (20 M4F) | | Gasolina | FWD | 1994 | 103 | 140 | 09.91-10.95 | * |
| 220TURBO (20 T4G) | | Gasolina | FWD | 1994 | 147 | 200 | 01.93-12.95 | * |
| 220TURBO (20 T4G) | | Gasolina | FWD | 1994 | 147 | 200 | 01.93-12.95 | * |
| 218 TD (XUD 7TE) | | Diesel | FWD | 1769 | 65 | 88 | 09.91-10.95 | * |
| 218 TD (XUD 7TE) | | Diesel | FWD | 1769 | 65 | 88 | 09.91-10.95 | * |
| 200 II (XW) 04.90-11.99 | | | | | Cabrio (Compact car-C Segment) | | | |
| 214 1.4 (14 K4C) | | Gasolina | FWD | 1396 | 66 | 90 | 01.92-11.99 | * |
| 214 1.4 (14 K4C) | | Gasolina | FWD | 1396 | 66 | 90 | 01.92-11.99 | * |
| 214 1.4 (14 K4D) | | Gasolina | FWD | 1396 | 66 | 90 | 01.92-11.99 | * |
| 214 1.4 (14 K4D) | | Gasolina | FWD | 1396 | 66 | 90 | 01.92-11.99 | * |
| 214 1.4 (14 K4C) | | Gasolina | FWD | 1396 | 70 | 95 | 04.90-09.92 | * |
| 214 1.4 (14 K4C) | | Gasolina | FWD | 1396 | 70 | 95 | 04.90-09.92 | * |
| 214 1.4i 16V (14 K4F) | | Gasolina | FWD | 1396 | 76 | 103 | 01.93-11.99 | * |
| 214 1.4i 16V (14 K4F) | | Gasolina | FWD | 1396 | 76 | 103 | 01.93-11.99 | * |
| 216 1.6i 16V (16 K4F) | | Gasolina | FWD | 1588 | 82 | 111 | 01.96-11.99 | * |
| 216 1.6i 16V (16 K4F) | | Gasolina | FWD | 1588 | 82 | 111 | 01.96-11.99 | * |
| 216 1.6i (D 16 A8) | | Gasolina | FWD | 1590 | 90 | 122 | 01.92-11.99 | * |
| 216 1.6i (D 16 A8) | | Gasolina | FWD | 1590 | 90 | 122 | 01.92-11.99 | * |

LISTA DE APLICACIONES - BUYERS GUIDE

| 200 II (XW) 10.92-06.99 | | | | | Coupé (Compact car-C Segment) | | | |
|----------------------------------|--|----------|-----|------|---|-----|-------------|---|
| 216 (D 16 A8) | | Gasolina | FWD | 1590 | 90 | 122 | 10.92-06.99 | * |
| 216 (D 16 A8) | | Gasolina | FWD | 1590 | 90 | 122 | 10.92-06.99 | * |
| 220 GSi (20 T4H) | | Gasolina | FWD | 1994 | 100 | 136 | 05.94-06.99 | * |
| 220 GSi (20 T4H) | | Gasolina | FWD | 1994 | 100 | 136 | 05.94-06.99 | * |
| 220TURBO (20 T4G) | | Gasolina | FWD | 1994 | 147 | 200 | 10.92-06.99 | * |
| 220TURBO (20 T4G) | | Gasolina | FWD | 1994 | 147 | 200 | 10.92-06.99 | * |
| 200 III (RF) 11.95-11.00 | | | | | [CAMBIADO]:Fastback (Compact car-C Segment) | | | |
| 220 SDi (20 T2N) | | Diesel | FWD | 1994 | 77 | 105 | 11.95-03.00 | * |
| 220 SDi (20 T2N) | | Diesel | FWD | 1994 | 77 | 105 | 11.95-03.00 | * |
| 400 III (RT) 05.95-03.00 | | | | | [CAMBIADO]:Fastback (Compact car-C Segment) | | | |
| 416 Si (D 16 Y3) | | Gasolina | FWD | 1590 | 83 | 113 | 06.95-03.00 | * |
| 416 Si (D 16 Y3) | | Gasolina | FWD | 1590 | 83 | 113 | 06.95-03.00 | * |
| 400 I-II (XW) 04.90-04.95 | | | | | Sedán (Compact car-C Segment) | | | |
| 414 GSI/SI (14 K4C) | | Gasolina | FWD | 1396 | 66 | 90 | 04.90-04.95 | * |
| 414 GSI/SI (14 K4C) | | Gasolina | FWD | 1396 | 66 | 90 | 04.90-04.95 | * |
| 414 GSI/SI (14 K4D) | | Gasolina | FWD | 1396 | 66 | 90 | 04.90-04.95 | * |
| 414 GSI/SI (14 K4D) | | Gasolina | FWD | 1396 | 66 | 90 | 04.90-04.95 | * |
| 414 (14 K4C) | | Gasolina | FWD | 1396 | 70 | 95 | 01.93-04.95 | * |
| 414 (14 K4C) | | Gasolina | FWD | 1396 | 70 | 95 | 01.93-04.95 | * |
| 414 GSI/SI Cat (14 K4F) | | Gasolina | FWD | 1396 | 76 | 103 | 10.92-04.95 | * |
| 414 GSI/SI Cat (14 K4F) | | Gasolina | FWD | 1396 | 76 | 103 | 10.92-04.95 | * |
| 416 GSI/GSE (D 16 A7) | | Gasolina | FWD | 1590 | 85 | 116 | 04.90-04.95 | * |
| 416 GSI/GSE (D 16 A7) | | Gasolina | FWD | 1590 | 85 | 116 | 04.90-04.95 | * |
| 416 GTI (D 16 A8) | | Gasolina | FWD | 1590 | 90 | 122 | 04.90-04.95 | * |
| 416 GTI (D 16 A8) | | Gasolina | FWD | 1590 | 90 | 122 | 04.90-04.95 | * |
| 416 GTI/GTE (D 16 A9) | | Gasolina | FWD | 1590 | 96 | 131 | 04.90-04.95 | * |
| 416 GTI/GTE (D 16 A9) | | Gasolina | FWD | 1590 | 96 | 131 | 04.90-04.95 | * |
| 420 Turbo (20 T4G) | | Gasolina | FWD | 1994 | 147 | 200 | 01.93-04.95 | * |
| 420 Turbo (20 T4G) | | Gasolina | FWD | 1994 | 147 | 200 | 01.93-04.95 | * |
| 2.0 Turbo GSi Sport | | Gasolina | FWD | 1994 | 152 | 207 | 10.92-04.95 | * |
| 2.0 Turbo GSi Sport | | Gasolina | FWD | 1994 | 152 | 207 | 10.92-04.95 | * |
| 418 TD (XUD 7TE) | | Diesel | FWD | 1769 | 65 | 88 | 09.91-04.95 | * |
| 418 TD (XUD 7TE) | | Diesel | FWD | 1769 | 65 | 88 | 09.91-04.95 | * |
| 418 D (XUD9) | | Diesel | FWD | 1905 | 49 | 67 | 09.91-04.95 | * |
| 418 D (XUD9) | | Diesel | FWD | 1905 | 49 | 67 | 09.91-04.95 | * |
| 400 I-II Tourer (XW) 09.93-11.98 | | | | | [CAMBIADO]:Break (Compact car-C Segment) | | | |
| 1.6 i (D 16 Z2) | | Gasolina | FWD | 1590 | 82 | 112 | 05.94-11.98 | * |
| 1.6 i (D 16 Z2) | | Gasolina | FWD | 1590 | 82 | 112 | 05.94-11.98 | * |
| 1.6 i (D 16 A8) | | Gasolina | FWD | 1590 | 90 | 122 | 05.94-11.98 | * |
| 1.6 i (D 16 A8) | | Gasolina | FWD | 1590 | 90 | 122 | 05.94-11.98 | * |